

JUNO®

Project: _____

Fixture Type: _____

Location: _____

Contact/Phone: _____

4" IC 900 LUMEN LED DOWNLIGHT REMODEL

IC 1 RLED (G4 09LM) RECESSED HOUSING

WALL WASH TRIMS



PRODUCT DESCRIPTION

Dedicated LED, Air-Loc® remodel housing with integral light engine

- Shallow housing allows for fit in 2 x 6 construction
- IC remodel housing for remodel application where back side of ceiling is not accessible
- Installs through an opening in the ceiling from below
- Secured in place by factory installed remodel springs
- Can be completely covered with insulation
- LED housing is designed to provide 50,000 hours of life and is compatible with many standard Juno trims
- 5 year limited warranty on LED components.

ENVIRONMENTALLY FRIENDLY, ENERGY EFFICIENT

- No harmful ultraviolet or infrared wavelengths
- No lead or mercury, RoHS compliant
- Comparable light output to 75W incandescent

PRODUCT SPECIFICATIONS

LED Light Engine LED array attached to high purity aluminum, thermally conductive housing provides superior heat transfer to ensure long life of the LED

- Replaceable light engine mounts directly to housing assembly and incorporates the latest generation, high lumen output LED array
- LEDs are binned within a 3-step MacAdam Ellipse exceeding ENERGY STAR® requirements for superior fixture to fixture color uniformity
- 2700K, 3000K, 3500K, or 4000K color temperatures available
- 90 CRI minimum.

Optical System Angle-cut aluminum reflector and specular clear kicker reflector directs light toward wall for uniform illumination on vertical surfaces while concealing LED optic assembly and minimizing glare

- LEDs are concealed by high transmission diffusing lens.

Aesthetic Trim Selections Recessed lensed wall wash trim

- Shadow free, knife edge design blends seamlessly into ceiling
- Reflector finishes include clear, haze, wheat haze and white paint.

LED Driver Choice of dedicated 120 volt driver (120) or universal voltage (MVOLT) drivers that accommodate input voltages from 120-277 volts AC at 50/60Hz

- Power factor > 0.9 at 120V input
- 120 volt only driver is dimmable with the use of most incandescent, magnetic low voltage and electronic low voltage wall box dimmers
- Universal voltage drivers are dimmable with the use of most 0-10V wall box dimmers
- For a list of compatible dimmers, see [JUNOICLED-DIM](#)
- Mounted on the j-box for easy access and cool operation.

Life Rated for 50,000 hours at 70% lumen maintenance.

Labels ENERGY STAR® Certified when used with select trims

- Certified to the high efficacy requirements of California T24 JA8-2016 with select trims
- UL listed for U.S. and Canada damp locations
- Union made
- UL and cUL.

Testing All reports are based on published industry procedures; field performance may differ from laboratory performance.

Specifications subject to change without notice.

HOUSING FEATURES

Housing Designed for use in IC (insulated ceiling) or non-IC construction

- Aluminum housing sealed for Air-Loc® compliance
- Remodel springs accommodate up to 1 1/2" ceiling thickness.

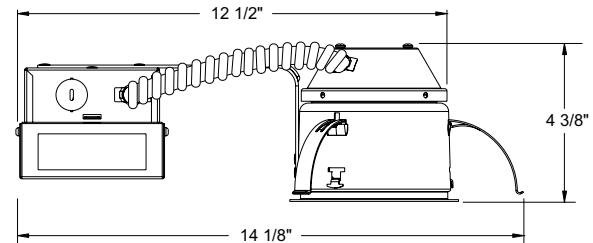
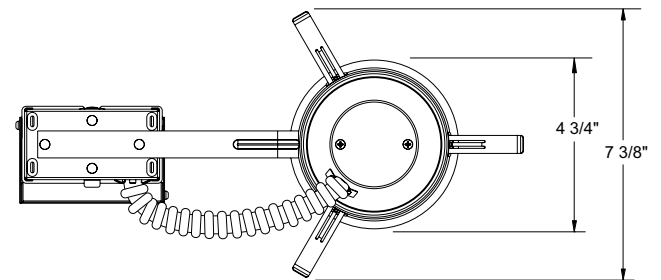
Junction Box Pre-wired junction box provided with (5) 1/2" knockouts, (4) knockouts for 12/2 or 14/2 NM cable and ground wire

- Knockouts equipped with pryout slots
- Quick connect electrical connectors supplied as standard for fast, secure installation.

* Nominal input wattage @ 120-volt operation with dedicated 120-volt driver under stable operating conditions.



DIMENSIONS



4 3/8" CEILING CUTOUT

ELECTRICAL DATA

Dedicated 120V Only Driver Option (120 FRPC)

120V	
Input Power	11.6W (+/-5%)
Input Current	0.10A
Frequency	50/60Hz
EMI/RFI	FCC Title 47 CFR, Part 15, Class B (residential)
Minimum starting temp	-25°C

ELECTRICAL DATA

Universal Voltage (MVOLT EZ10 and MVOLT EZ1)

	120V	277V
Input Power	11.2W (+/-5%)	12.2W (+/-5%)
Input Current	0.10A	0.05A
Frequency	50/60Hz	50/60Hz
EMI/RFI	FCC Title 47 CFR, Part 15, Class B (residential)	FCC Title 47 CFR, Part 15, Class B (residential)
Minimum starting temp	-20°C	-20°C

4" IC 900 LUMEN LED DOWNLIGHT REMODEL

IC1RLED (G4 09LM) RECESSED HOUSING WALL WASH TRIMS

ORDERING INFORMATION Housing and trim can be ordered together or separate, but will always ship separately.

Example: IC1RLED G4 09LM 27K 90CRI 120 FRPC

Series	Generation	Lumens	Color Temperature	CRI	Voltage/Driver
IC1RLED 4" LED IC Remodel Downlight	G4 Generation 4	09LM 900 Nominal Lumens	27K 2700K	90CRI 90+ CRI	120 FRPC 120V Forward/Reverse Phase Cut, 5% dim
			30K 3000K		MVOLT EZ10 Multi-Volt (120-277), eidoLED 0-10V, 10% dim
			35K 3500K		MVOLT EZ1 Multi-Volt (120-277), eidoLED 0-10V, 1% dim
			40K 4000K		



A+ Capable options indicated by this color background

Trim/Description



39 CWH¹ 4" Lensed Wall Wash Cone Trim - Clear Alzak®, White Trim Ring

39 HZWH¹ 4" Lensed Wall Wash Cone Trim - Haze, White Trim Ring



39 WHZWH¹ 4" Lensed Wall Wash Cone Trim - Wheat Haze, White Trim Ring

39 WWH¹ 4" Lensed Wall Wash Cone Trim - White, White Trim Ring

Trim Size: 5" O.D.

Alzak is a registered trademark of Alcoa Corp.

Note: In Canada when insulation is present, Type IC fixtures must be used.

¹Multi-Volt: ENERGY STAR® and T24 @ 30K, 35K, and 40K

4" IC 900 LUMEN LED DOWNLIGHT REMODEL

IC1 RLED (G4 09LM) RECESSED HOUSING
WALL WASH TRIMS

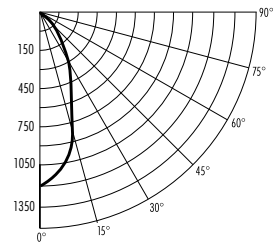
PHOTOMETRICS

PHOTOMETRIC REPORT

Test Report #: PT10142305R
Catalog No: IC1 RLED G4 09LM 35K
90CRI 120 with 39 CWH Trim

Luminaire Spacing Criterion: 0.70

Luminaire LPW: 74



CANDLEPOWER DISTRIBUTION (Candelas)

Degrees	0°
0	1200
5	1179
15	886
25	468
35	164
45	66
55	38
65	21
75	8
85	0
90	0

Multiplier: 27K - 0.89
30K - 0.94
40K - 1.03

ZONAL LUMEN SUMMARY

Zone	Lumens	%Lamp	%Fixture
0-30°	586	N/A	68.30
0-40°	736	N/A	85.70
0-60°	843	N/A	98.20
0-90°	858	N/A	100.0

LUMINANCE (Average cd/m²)

Degrees	Average Luminance
45	17565
55	12328
65	9525
75	6139
85	0

FOOTCANDLES ON WALL FROM MULTIPLE FIXTURES

Fixture Distance to Wall	2'			3'		
	2'	2'	2'	3'	3'	3'
1'	5	5	5	4	4	4
2'	11	11	11	9	8	9
3'	15	15	15	12	10	12
4'	19	20	19	14	13	14
5'	20	20	20	14	14	14
6'	19	19	19	14	14	14
7'	17	17	17	12	13	12
8'	15	15	15	11	11	11
9'	13	13	13	9	9	9

Fixtures tested to IES recommended standard for solid state lighting per LM-79-08. Photometric performance on a single unit represents a baseline of performance for the fixture. Results may vary in the field.