



Catalog Number
Notes
Type

Contractor Select™

IC1/TC1/TC1R

4" Incandescent Line-Voltage Housings and Trims

Suitable for ceilings up to 1-3/4" thick, the IC-Rated incandescent downlight, IC1, can be completely covered with insulation and features an energy-efficient Air-Loc® seal to stop infiltration and exfiltration of air, reducing heating and cooling costs. Non-IC incandescent downlights, TC1/TC1R, require 3" spacing from insulation. The TC1R remodel downlight can be installed from below the ceiling.

FEATURES:

- Housings include medium base porcelain socket with nickel-plated copper screw shell
- New construction housings feature patented Real Nail® 3 bar hangers: telescoping system with pre-installed removable bugle-headed nail for easy repositioning of housing in joist construction
- Damp location listed
- Trim options include 4" baffles, all in white finish



IC1



14



V4034



TC1



TC1R



IC1 only

DOWNLIGHTING - HOUSINGS

Catalog Number	UPC	Description	Lamp Source	Socket	Voltage	Lamp Included	Pallet qty.
IC1	661209700001	4" New Construction IC Housing	Incandescent	E26 Screw Shell	120V	No	120
IC1 W	661209107756	4" New Construction IC Housing with Push-In Electrical Connectors	Incandescent	E26 Screw Shell	120V	No	144
TC1	661209700193	4" New Construction Non-IC Housing	Incandescent	E26 Screw Shell	120V	No	144
TC1R	661209017987	4" Remodel Non-IC Housing	Incandescent	E26 Screw Shell	120V	No	216

DOWNLIGHTING - TRIMS

Catalog Number	UPC	Description	Trim O.D.	Finish	Pallet qty.
14 WWH	661209950321	4" Downlight Baffle Trim	5"	White Baffle, White Trim Ring	1152
V4034 WWH	661209210739	4" Fully Enclosed Downlight Baffle Trim	5"	White Baffle, White Trim Ring	2304



Specifications

LAMP:

For IC1: A19/R14/R16/R20/PAR16/PAR20 • For TC1 and TC1R: R14/R16/R20/PAR16/PAR20
 • Lamp ratings based on trim selection.

SOCKET:

For IC versions, medium base porcelain with nickel-plated copper screw shell • For TC version, detachable medium base porcelain with nickel-plated copper screwshell.

LABELS:

UL listed for through-branch wiring, damp locations and IP • Product thermally protected against improper use of lamps • Union made • UL Listed/CSA certified • Trims 14 and V4034 are wet location approved for covered ceiling applications, **when used with outdoor rated lamps.**

TESTING:

All reports are based on published industry procedures; field performance may differ from laboratory performance.

REAL NAIL® BAR HANGERS (NEW CONSTRUCTION HOUSINGS ONLY):

Telescoping, Patented (US Patent D552,969) Real Nail 3 system permits quick placement of housing anywhere within 24" O.C. joists or suspended ceilings • Bars scored in two locations for fast, clean breaking, allowing housing installation in tight applications • Bars captive to mounting frame • Edge-mounted for extra strength • Quick-Loc slot (location identified on the mounting frame) and oversized locking set screw lock fixture in position • May be installed either perpendicular or parallel to junction box.

JUNCTION BOX:

Pre-wired junction box provided with (6) 1/2" and (1) 3/4" knockouts on IC versions and (5) 1/2" and (1) 3/4" on TC1 and (5) 1/2" knockouts on TC1R, (4) Non-metallic sheathed cable connectors and ground wire, U.L. listed/CSA certified for through-branch wiring, maximum circuit conductors (3 in, 3 out for IC, 4 in, 4 out for TC1, 2 in, 2 out for TC1R) • Junction box provided with removable access plates • Knockouts equipped with pryout slots • **W options** are supplied with **push-in electrical connectors** for fast installation.

MOUNTING FRAME (NEW CONSTRUCTION HOUSINGS ONLY):

22-gauge die-formed galvanized steel mounting frame • 9 1/8" L x 6 3/4" W, (excluding bar hangers) • Rough-in section (junction box, mounting frame, housing and bar hangers) fully assembled for ease of installation • Inner housing is vertically adjustable to accommodate up to a 1 3/4" ceiling thickness for IC1 and 1 1/4" for TC1.

TC1R HOUSING:

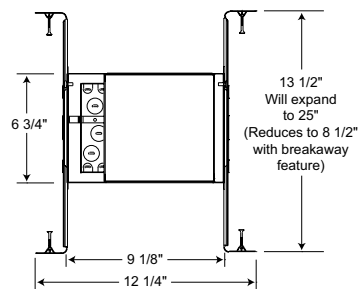
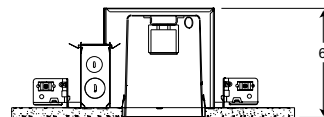
TC housing, 22-gauge galvanized steel • Remodel springs accommodate up to a 1 1/8" ceiling thickness.

WARRANTY:

1-year limited warranty. Complete warranty terms located at:
www.acuitybrands.com/CustomerResources/Terms_and_conditions.aspx

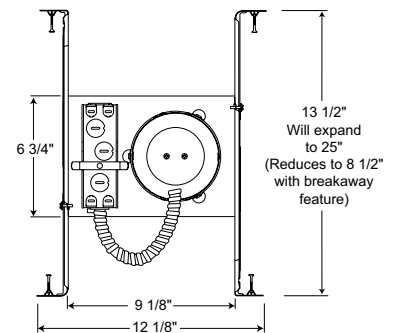
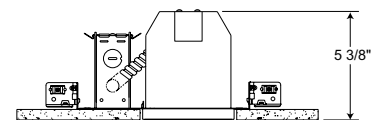
Note: Actual performance may differ as a result of end-user environment and application. Specifications subject to change without notice.

Dimensions



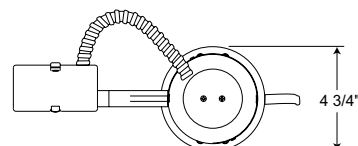
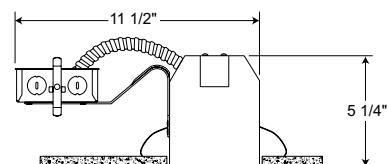
4 1/2" CEILING CUTOUT

IC1



4 1/2" CEILING CUTOUT

TC1



4 3/8" CEILING CUTOUT

TC1R