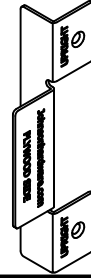




www.johnsonhardware.com

INSTRUCTIONS

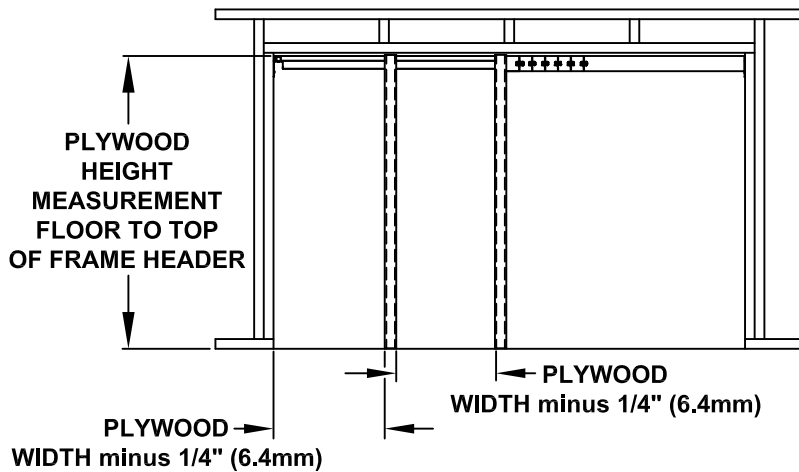
1515-PLY SERIES POCKET DOOR FRAME PLYWOOD REINFORCEMENT BRACKETS



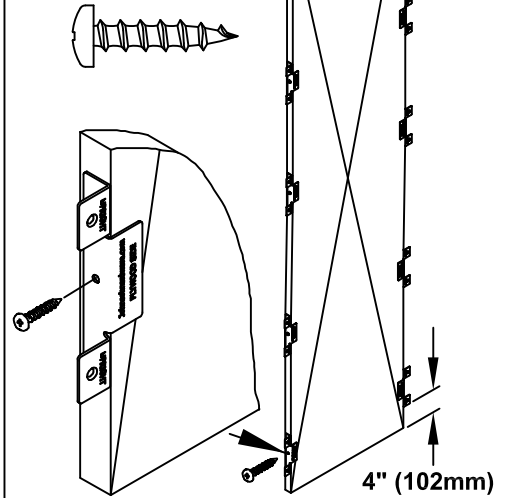
Use w/1500-1500HD-1500SC-1560-1562-2000-2060-2511 Series Pocket Door Frames
(Instructions are for a Pocket Door Frame with a door up to 3/0 wide)

1 INSTALL Pocket Door Frame per Pocket Door Frame instruction sheet.

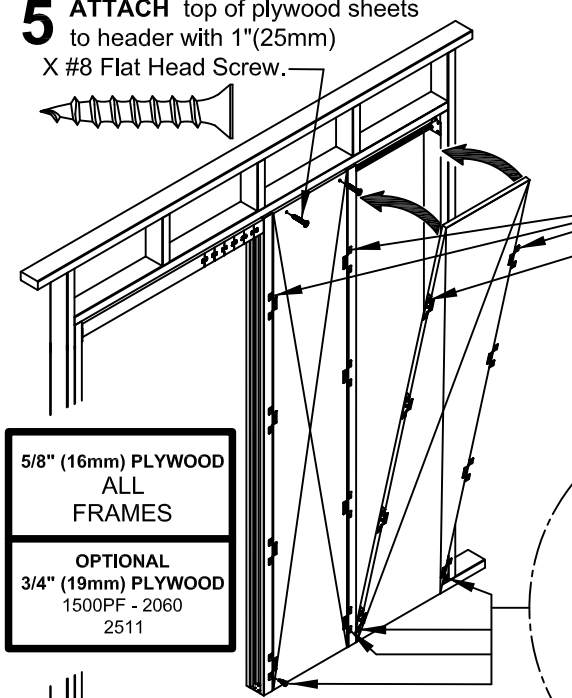
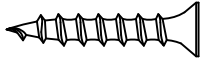
2 MEASURE space between studs and subtract 1/4" (6.4mm).
Cut plywood sheet to size, height should be the measurement from the floor to the top of the pocket frame header.



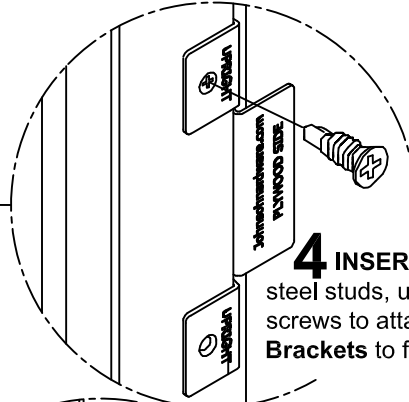
3 ATTACH Plywood Clip Brackets as shown to each piece of plywood using 3/4" (19mm) x #6 Pan Head Screws.



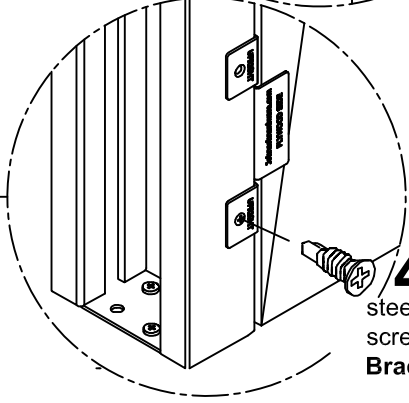
5 ATTACH top of plywood sheets to header with 1" (25mm) X #8 Flat Head Screw.



5/8" (16mm) PLYWOOD ALL FRAMES
OPTIONAL 3/4" (19mm) PLYWOOD 1500PF - 2060 2511



4 INSERT "tip in" plywood sheets between steel studs, use FOUR of 1/2" (12.5mm) drill point screws to attach **TOP** Most holes in **Top Brackets** to frames studs and rough stud.



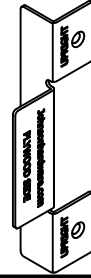
4 INSERT "tip in" plywood sheets between steel studs, use FOUR of 1/2" (12.5mm) drill point screws to attach **BOTTOM** Most holes in **Bottom Brackets** to frames studs and rough stud.



www.johnsonhardware.com

INSTRUCTIONS

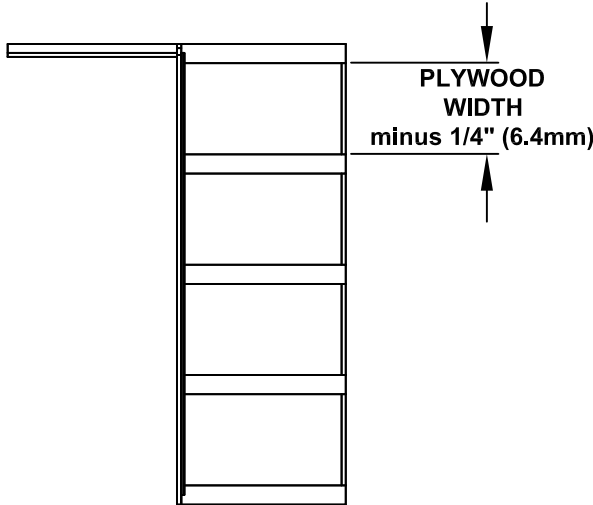
1515-PLY SERIES POCKET DOOR FRAME PLYWOOD REINFORCEMENT BRACKETS



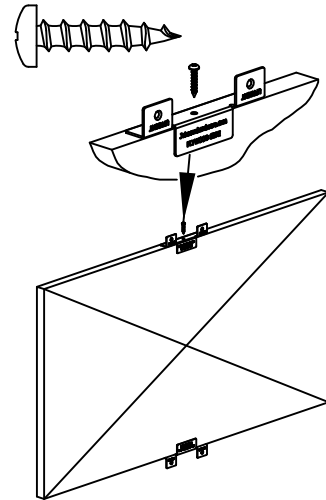
Use with 2710-2711 Series Pocket Door Frames
Use 3/4" (19mm) PLYWOOD

1 INSTALL Pocket Door Frame per Pocket Door Frame instruction sheet.

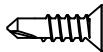
2 MEASURE space between horizontal slats and subtract 1/4" (6.4mm).
Cut plywood sheet to size, **length should be equal to door width.**



3 ATTACH Plywood Clip Brackets as shown to each piece of plywood using 3/4" (19mm) x #6 Pan Head Screws.



4 INSERT plywood sheets between horizontal slats. Slide end of plywood into steel stiffener. Use 1/2" (12.5mm) drill point screws to attach **TOP Most and BOTTOM Most holes in Top & Bottom Brackets** to wood slats.



5 ATTACH end of plywood sheets to frame back rib with 1" (25mm) X #8 Flat Head Screw.

