

# RELYENCE DISTRIBUTOR PROGRAM



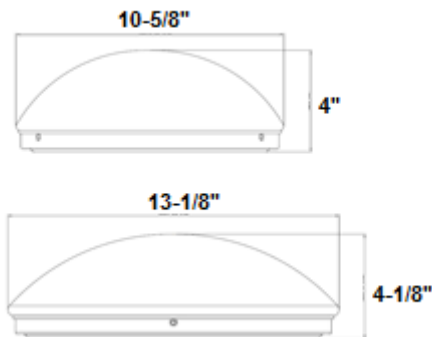
**RE-GEO-FM-940XX**

LED CEILING FIXTURES  
LED ROUND MUSHROOM



|             |  |
|-------------|--|
| Type        |  |
| Project     |  |
| Catalog No. |  |



**DIMENSIONS: 10-5/8" Ø x 4" H / 13-1/8" Ø x 4-1/8" H**



## SPECIFICATIONS

|                              |   |                |
|------------------------------|---|----------------|
| <b>Model</b>                 | <b>RE-GEO-FM-940XX</b>  |                |
| <b>Description</b>           | <b>LED Round Mushroom</b>   |                |
| <b>Input Voltage</b>         | <b>120 VAC</b>  |                |
| <b>SIZE</b>                  | <b>11"</b>  | <b>14"</b>     |
| <b>Wattage</b>               | <b>15W</b>  | <b>25W</b>     |
| <b>Lumens</b>                | <b>1050lm</b>   | <b>1800lm</b>  |
| <b>Efficacy</b>              | <b>73 lm/W</b>  | <b>72 lm/W</b> |
| <b>CCT/CRI</b>               | <b>2700K@90CRI</b>  |                |
|                              | <b>3000K@80CRI</b>  |                |
|                              | <b>3500K@80CRI</b>  |                |
| <b>Power Factor</b>          | <b>&gt;0.9</b>  |                |
| <b>Operating Temperature</b> | <b>-20 to +40°C</b>   |                |
| <b>Dimming</b>               | <b>10 to 100%, Triac and CFL/LED</b>  |                |
| <b>Dimensions</b>            | <b>See Diagram</b>  |                |
| <b>Environment</b>           | <b>Indoor - Dry / Damp</b>  |                |
| <b>Certifications</b>        |   |                |
| <b>Warranty</b>              | <b>1 Year – see published warranty terms for detailed information.</b>  |                |

▼ Exceeding the operating temperature values may damage the LEDs by reducing the lifespan, lumen output, and/or adversely impact color consistency. Improper thermal management may lead to premature product failure and void the warranty.

## DESCRIPTION

JESCO's RELYENCE Series presents a round domed ceiling fixture offering a cost effective solution for general lighting in both residential and light commercial applications. Available in 11" and 14" sizes. The white acrylic diffuser is easily removed for installation in any room. Applications include bedrooms, foyers, hall ways and offices. Both sizes incorporate a highly efficient LED design providing up to 73 lumens per watt which is dimmable down to 10% with most Triac or CFL/LED dimmers. Can be used in dry or damp locations.

## FEATURES

- Up to 1800 lm from 25W with integral LED design
- Highly efficient - 73 lm/W
- CCT - 2700K, 3000K or 3500K◆
- CRI >80 & 90◆
- Dimmable down to 10% with most Triac or CFL/LED dimmers
- LED Life - 50,000 hours
- Ceiling or wall mounting
- ADA compliant
- Dry or damp location
- Eco-Friendly – No mercury or hazardous materials

◆ Refer to ordering info

**JESCO**  
LIGHTING GROUP

www.jescolighting.com  
support@jescolighting.com  
Tech Support: 855.592.0029

15 Harbor Park Drive  
Port Washington, NY 11050  
Main Line: 800.527.7796  
Fax Line: 855.265.5768

219 South 6<sup>th</sup> Ave  
City of Industry, CA 91746  
Main Line: 855.654.0110  
Fax Line: 626.333.2955

Specifications subject to change without notice.

1/12/2017  
Page 1 of 3

# RELYENCE DISTRIBUTOR PROGRAM



**RE-GEO-FM-940XX**  
**LED CEILING FIXTURES**  
**LED ROUND MUSHROOM**

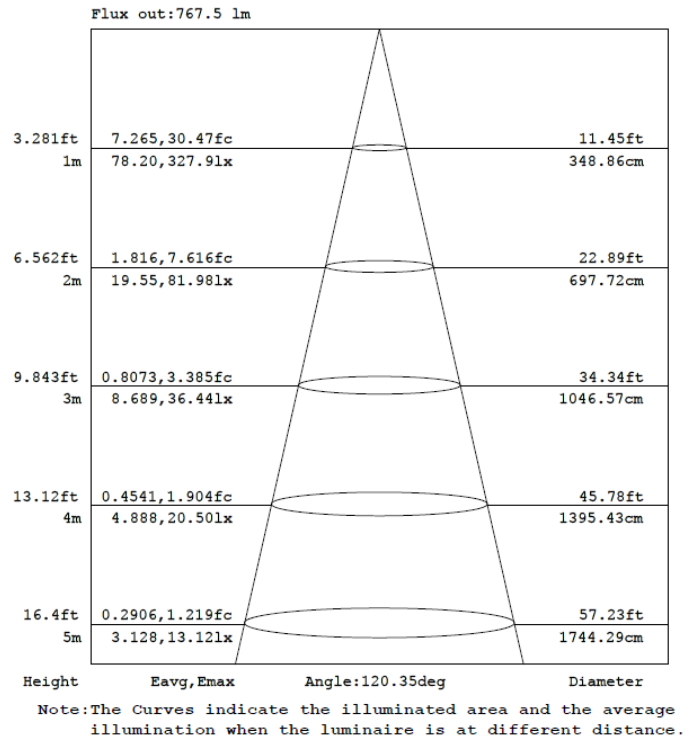
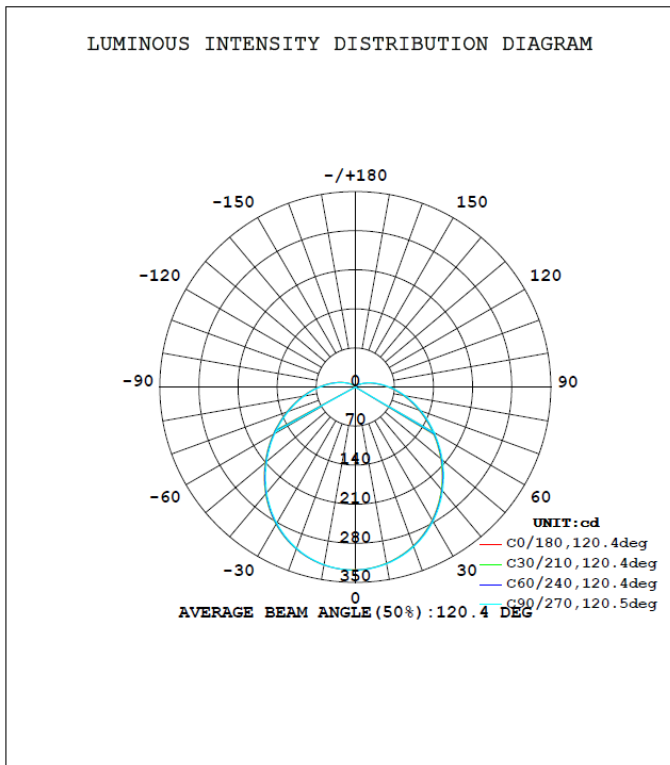
|             |  |
|-------------|--|
| Type        |  |
| Project     |  |
| Catalog No. |  |

## ORDERING INFORMATION

|                               |  |  |                           |
|-------------------------------|--|--|---------------------------|
| <b>MODEL</b><br>RE-GEO-FM-940 | <b>STYLE</b><br>11 – 10-5/8" Round<br>14 – 13-1/8" Round | <b>CCT/CRI</b><br>2790-2700CCT/90CRI<br>3080-3000CCT/80CRI<br>3580-3500CCT/80CRI | <b>FINISH</b><br>WH-White |
|-------------------------------|--|--|---------------------------|

Example: RE-GEO-FM-94011-2790-WH

## PHOTOMETRIC DATA



**For 11"**



www.jescolighting.com  
 support@jescolighting.com  
 Tech Support: 855.592.0029

15 Harbor Park Drive  
 Port Washington, NY 11050  
 Main Line: 800.527.7796  
 Fax Line: 855.265.5768

219 South 6<sup>th</sup> Ave  
 City of Industry, CA 91746  
 Main Line: 855.654.0110  
 Fax Line: 626.333.2955

Specifications subject to change without notice.

# RELYENCE DISTRIBUTOR PROGRAM

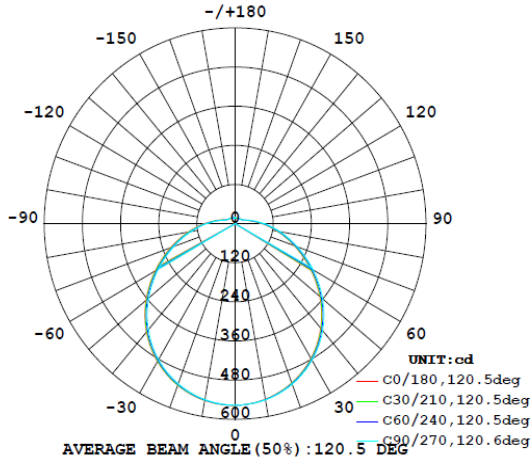


**RE-GEO-FM-940XX**

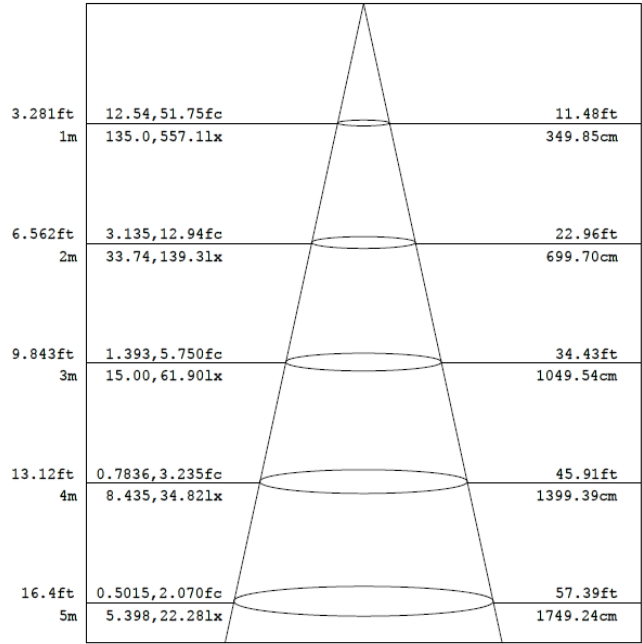
LED CEILING FIXTURES  
LED ROUND MUSHROOM

|             |  |
|-------------|--|
| Type        |  |
| Project     |  |
| Catalog No. |  |

LUMINOUS INTENSITY DISTRIBUTION DIAGRAM



Flux out: 1325 lm



Height Eavg, Emax Angle: 120.49deg Diameter

Note: The Curves indicate the illuminated area and the average illumination when the luminaire is at different distance.

**For 14"**