



MMGGU1050

MINI MODULINEAR
LINE VOLTAGE NEW CONSTRUCTION
RECESSED FIXTURES

Type	
Project	
Catalog No.	



DESCRIPTION

This New Construction recessed fixture is comprised of separate housing and trim. The trim design allows use in ceilings up to 2" thick, and GU10 sockets mean that no transformer is required. This makes dimming infinitely easier for both halogen and LED lamp applications.

FEATURES

- Housing can be positioned anywhere along the hanger bars
- 3/4" overlap flanges, along with "pull-tight" torsions springs allows for minor cutting errors in the ceiling
- Self-resetting thermal protector ensures that fixture is deactivated in case of overheating.
- Double-gimbal construction ensures that lamps can be aimed at virtually any point below the ceiling.
- Butterfly hanger brackets allow for the fixture height to be easily adjusted to the correct height.
- Trimless "mud in" option available.
- Aiming - Inner Gimbal: 30°, Outer Gimbal: 30°
- Fits up to 2" ceiling depth

SPECIFICATIONS

HOUSING:

The housing is constructed out of a heavy gauge cold rolled steel and powder coated to ensure corrosion resistance,

JUNCTION BOX:

- Junction box is listed for thru branch circuit wiring (Max of 8 #12 AWG 90°C branch circuit conductors)
- A variety of different sized knockouts provide for different wiring options.

MOUNTING:

Designed to be installed with overlap flange trim. Universal mounting brackets allow the use of conduit, HB or FB bar stock, or "C" channel bars. Consult factory for possible use in trimless "mud-in" installations. Non-IC means 3" clearance from any insulation on all sides must be maintained.

LAMPING:

Use GU10 base Halogen or LED MR16 Lamp – 50W Max (Lamps not included).

CERTIFICATIONS:

UL & CUL Listed.

ORDERING INFORMATION

MODEL	LAMP BASE / WATTAGE	# OF LAMPS	FINISH
MMG	GU1050	-	
	GU1050 – GU10 Base MR16 lamp / 50W max.	1 – 1 Light 2 – 2 Light 3 – 3 Light 4 – 4 Light	AW – White Trim, White Gimbal, White Interior WB – White Trim, Black Gimbal, Black Interior

Example: **MMGGU1050-2WB**

FIXTURE CONFIGURATIONS



www.jescolighting.com
support@jescolighting.com
Tech Support: 855.592.0029

15 Harbor Park Drive
Port Washington, NY 11050
Main Line: 800.527.7796
Fax Line: 855.265.5768

219 South 6th Ave
City of Industry, CA 91746
Main Line: 855.654.0110
Fax Line: 626.333.2955

3/10/2016

Specifications subject to change without notice.

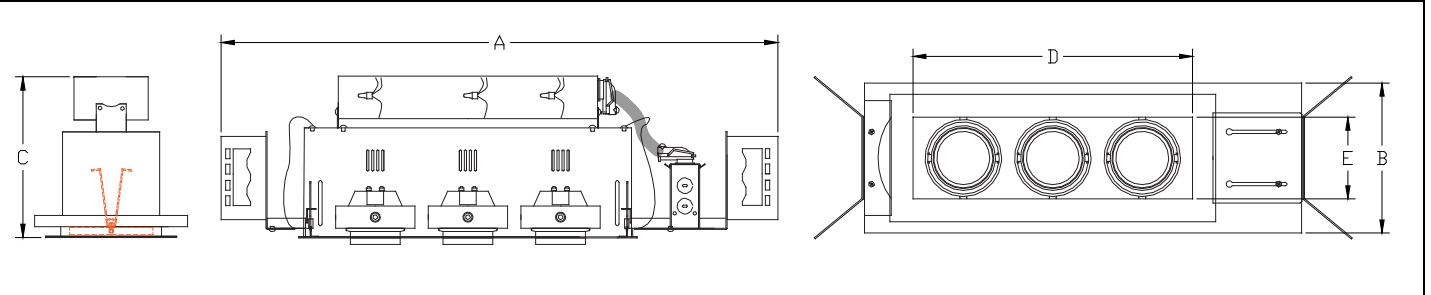


MMGGU1050

MINI MODULINEAR
 LINE VOLTAGE NEW CONSTRUCTION
 RECESSED FIXTURES

Type	
Project	
Catalog No.	

FIXTURE DIMENSIONS



MODEL	HOUSING			APERTURE		CUT-OUT	
	A	B	C	D	E		
MMGGU1050-1	17-3/8"	5 3/4"	6 1/4"	3-1/8"	3-1/8"	4"	3-3/4"
MMGGU1050-2	21 1/4"	5 3/4"	6 1/4"	6 3/8"	3-1/8"	7-3/8"	3-3/4"
MMGGU1050-3	24-1/2"	5 3/4"	6 1/4"	10"	3-1/8"	11-1/8"	3-3/4"
MMGGU1050-4	28 1/4"	5 3/4"	6 1/4"	13 3/4"	3-1/8"	14-3/4"	3-3/4"

ACCESSORIES



DICHROIC LENS
 LENS-16-DI-RD (Red)
 LENS-16-DI-BU (Blue)
 LENS-16-DI-YW (Yellow)
 LENS-16-DI-GN (Green)



COLORLED LENS
 LENS-16-RD (Red)
 LENS-16-BU (Blue)
 LENS-16-YW (Yellow)
 LENS-16-GN (Green)



PRISMATIC DIFFUSER
 LENS-16-PRIS



SOFTENING DIFFUSER
 LENS-16-SOFT




UV FILTER
 LENS-16-UV




FROSTED DIFFUSER
 LENS-16-FROS



LINEAR DIFFUSER
 LENS-16-LINR



HONEYCOMB LOUVER
 LENS-16-HCOM



C-CHANNEL HANGER BARS
 RSCHB (SET OF TWO)



LL-MR16GU10-7W-38-3080
LL-MR16GU10-7W-80-3080
 Watt: 7W (65W equivalent)
 Lumen: 400 Lm