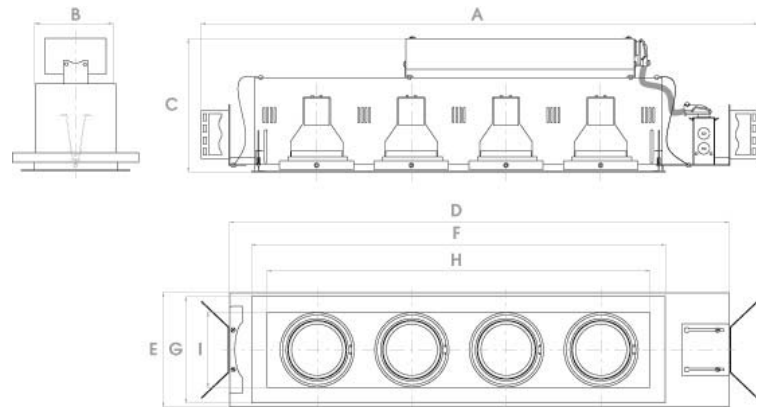




# MGP20-x

DOUBLE GIMBAL MODULINEAR PAR20  
NEW CONSTRUCTION • LINE VOLTAGE

Type	
Project	
Catalog No.	



## DIMENSIONS

MODEL	HOUSING			HOUSING FRAME		TRIM		APERTURE		CUT-OUT	
	L	W	H	L	W	L	W	L	W	L	W
	A	B	C	D	E	F	G	H	I		
MGP20-1	15-7/8"	5"	7-3/4"	12-5/8"	6-5/8"	7-3/4"	6-3/8"	5-3/4"	4-3/8"	7-3/4"	5-1/8"
MGP20-2	21-1/2"	5"	7-3/4"	18-1/4"	6-5/8"	13-1/4"	6-3/8"	11-1/4"	4-3/8"	12-3/4"	5-1/8"
MGP20-3	27"	5"	7-3/4"	23-3/4"	6-5/8"	18-7/8"	6-3/8"	16-7/8"	4-3/8"	18-1/4"	5-1/8"
MGP20-4	32-1/2"	5"	7-3/4"	29-1/8"	6-5/8"	24-3/8"	6-3/8"	22-3/8"	4-3/8"	23-7/8"	5-1/8"

## DESCRIPTION

Adjustable Single or Multi-lamp Recessed fixture suitable for retail, commercial and hospitality general lighting, accent and display applications.

### CONSTRUCTION

Housing, junction box & trim flange are all made of steel and treated for protection against corrosion. 3/4" flange combined with "pull-tight" torsion springs allows forgiveness in minor dry wall cutting errors.

### MOUNTING

Adjustable housing depth for use in 1/2" to 2" thick ceiling. Included butterfly brackets allow the use of conduit, HB or FB bar stock or "C" channel bars.

### TRIMLESS

Optional trimless insert available. 1mm thick steel with perforation. White painted finish. See compatibility chart. Not available for 4S and 3L.

### ELECTRICAL

Junction box is UL Listed for a maximum of 8 12AWG through branch circuit conductors suitable for 90°C. Internal wiring is minimum 18AWG 300V 105°C. Lampholder leads minimum 18AWG 250V 150°C. Dimmable. 120VAC input.

### PROTECTION

Thermal protection device safe guard against overheating and improper installation.

### LAMPS

One, two, three or four 120V PAR20 50W maximum. Lamps not included. Adjustment: ±40° (inner) x ±45° (outer).

### LABELS

UL & cUL Listed to UL and CSA standards for non-IC applications in damp locations.

## ORDERING INFORMATION

SERIES	LAMP	CONFIGURATION	FINISH
MG	P20 – 120V PAR20 50W max	1 – 1-Linear 2 – 2-Linear 3 – 3-Linear 4 – 4-Linear 4S – 4-Square 3L – 3-L Corner	BB – Black Trim / Black Gimbal / Black Interior SB – Silver Trim / Black Gimbal / Black Interior WB – White Trim / Black Gimbal / Black Interior
MG	P20-		

### Optional trimless insert

MGP20TL1 – For use with 1-Linear  
MGP20TL2 – For use with 2-Linear  
MGP20TL3 – For use with 3-Linear  
MGP20TL4 – For use with 4-Linear



www.jescolighting.com  
support@jescolighting.com  
Tech Support: 855.592.0029

6625 Traffic Ave  
Glendale, NY 11385  
Main Line: 800.527.7796  
Fax Line: 855.592.0029

219 South 6<sup>th</sup> Ave  
City of Industry, CA 91746  
Main Line: 626.333.3661  
Fax Line: 626.333.2955

Rev 10  
9/17/2013

Specifications subject to change without notice.

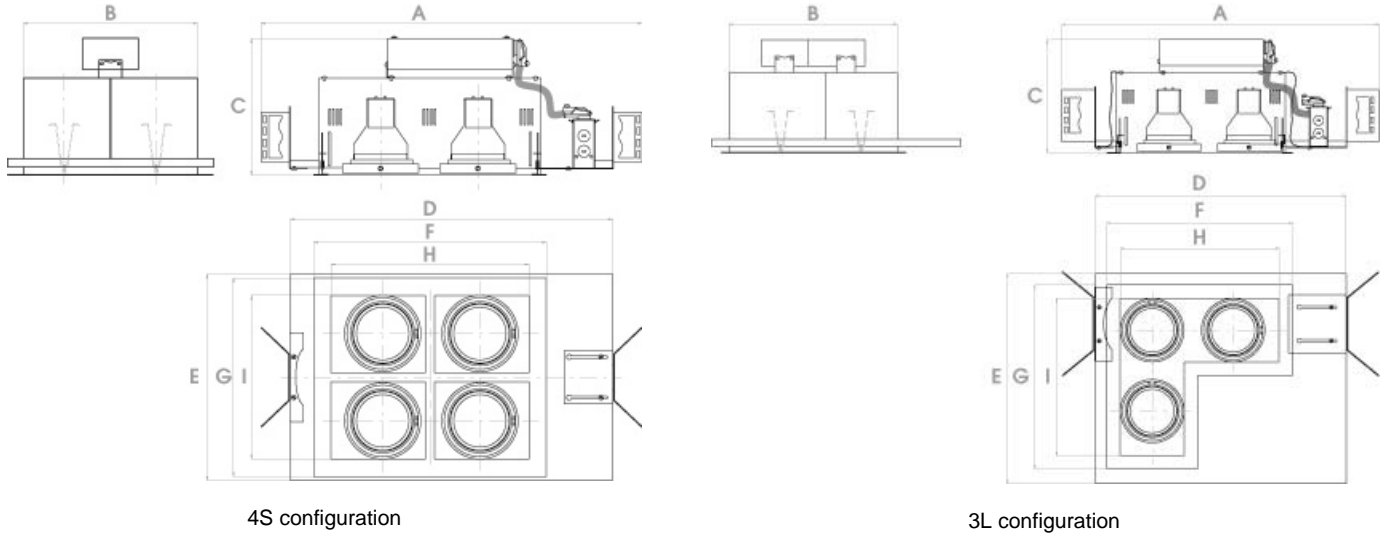


**MGP20-x**

**DOUBLE GIMBAL MODULINEAR PAR20  
NEW CONSTRUCTION • LINE VOLTAGE**


Type	
Project	
Catalog No.	

**DIMENSIONS**



MODEL	HOUSING			HOUSING FRAME		TRIM		APERTURE		CUT-OUT	
	L	W	H	L	W	L	W	L	W	L	W
MGP20-4S	21-5/8"	9-7/8"	7-3/4"	18-3/4"	11-3/4"	13-1/4"	11-1/4"	11-1/4"	9-1/4"	12-3/4"	10"
MGP20-3L	21-5/8"	11-1/2"	7-3/4"	17-1/8"	14-3/8"	12-7/8"	12-3/4"	10-7/8"	10-3/4"	11-3/8" x 11-3/8" x 5-1/8"	

**Trimless Insert**



COMPATIBILITY		DIMENSIONS			CUT-OUT	
FIXTURE MODEL	TRIMLESS INSERT MODEL	L	W	H	L	W
MGP20-1	MGP20TL1	10-1/2"	8-3/8"	3/8"	7-1/2"	5-3/8"
MGP20-2	MGP20TL2	15-7/8"	8-3/8"	3/8"	13"	5-3/8"
MGP20-3	MGP20TL3	21-5/8"	8-3/8"	3/8"	18-5/8"	5-3/8"
MGP20-4	MGP20TL4	27-1/8"	8-3/8"	3/8"	24-1/8"	5-3/8"



www.jescolighting.com  
support@jescolighting.com  
Tech Support: 855.592.0029

6625 Traffic Ave  
Glendale, NY 11385  
Main Line: 800.527.7796  
Fax Line: 855.592.0029

219 South 6<sup>th</sup> Ave  
City of Industry, CA 91746  
Main Line: 626.333.3661  
Fax Line: 626.333.2955

Rev 10  
9/17/2013

Specifications subject to change without notice.