



## CM405-M ULTRA THIN ROUND MINI DISK

Low Profile Ceiling Fixture, ADA Sconce or Retrofit (5" – 6" Housing) with Polycarbonate Shade

Line Voltage LED Fixture

Type	
Project	
Catalog No.	

### CM405-M







#### DESCRIPTION

The CM405 series is the next generation of residential and commercial lighting incorporating JESCO's exclusive *Driverless AC LED* technology. Operating directly off of AC voltage, no secondary LED driver is required. The unique design, only 1 1/4" high, allows for ultimate flexibility, installs easily within a standard junction box. It can also be used as a retrofit on any 5"-6" IC or Non-IC recessed downlight housing. The fixture uses a 15W LED module emitting up to 1200 lumens which exceeds the light output of a 75W incandescent lamp. It can be dimmed by most standard incandescent, electronic or magnetic low voltage, and CFL/LED dimmers. Operating at 277 VAC can be accomplished with an additional transformer.

#### FEATURES

- Up to 1190 lumens emitted from fixture
- JESCO's exclusive *Driverless AC LED* technology eliminates the need for an in-line or secondary LED driver, incorporated with our advanced heat sink design, provides superior thermal management for true 50,000 hours of operation with 70% lumen maintenance
- Patent pending inrush current / surge protection designed to prevent damage to both LED module and dimmer
- 90 CRI available in all color temperatures
- Available in 2700K, 3000K and 4000K
- Dimmable 10-100% with most leading or trailing edge incandescent or low voltage dimmers
- ADA compliant wall sconce
- Wet location listed
- Suitable for use in closet applications
- Eco Friendly – No mercury or hazardous material
- J-box mounted or it can be used as an LED retrofit for a 5" or 6" recessed downlight

#### SPECIFICATIONS

<b>Model</b>	CM405-M-xx-xx	
<b>Description</b>	Medium LED Ceiling Fixture, ADA Sconce or Downlight Retrofit	
<b>Input Voltage</b>	120 VAC	
<b>Wattage</b>	15W	
<b>CCT</b>	3000K 4000K	2700K♦
<b>CRI</b>	80*	90
<b>Lumens</b>	1086Lm 1190Lm	974Lm
<b>Efficacy</b>	72.4Lm/W 79.3Lm/W	64.9Lm/W
<b>Power Factor</b>	>0.97	
<b>Dimming **</b>	10-100% Triac, ELV, MLV, CFL/LED	
<b>Dimensions***</b>	7 3/8" Ø x 1 1/4"	
<b>L70</b>	50,000 hours	
<b>Finish</b>	White, Brushed Nickel, Chrome	
<b>Environment</b>	Indoor - Dry/Damp/Wet	
<b>Certifications</b>	 	  
<b>Warranty</b>	5 Years – see published warranty terms for detailed information	

\* 90 CRI available. Contact factory for details.



\*\* Recommended:

- Thirty fixture maximum run on one 600W dimmer
- Fifteen fixture maximum run on one 300W dimmer

See reversed side for recommended list of dimmers

\*\*\*Dimensions on reverse side

♦2700K-Title 24

#### ORDERING INSTRUCTIONS

MODEL	SHAPE	SIZE	CCT	FINISH
CM	405	M		
CM – Series	405 – Round Mini Disk	M – 5" - 6"	27 – 2700K 30 – 3000K 40 – 4000K	WH – White BN – Brushed Nickel CH – Chrome



www.jescolighting.com  
support@jescolighting.com  
Tech Support: 855.592.0029

15 Harbor Park Drive  
Port Washington, NY 11050  
Main Line: 800.527.7796  
Fax Line: 855.265.5768

219 South 6<sup>th</sup> Ave  
City of Industry, CA 91746  
Main Line: 855.654.0110  
Fax Line: 626.333.2955

Rev 33  
12/16/2014

Specifications subject to change without notice.

Page 1 of 3



# CM405-M ULTRA THIN ROUND MINI DISK

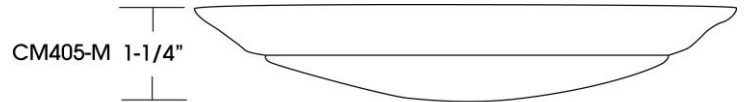
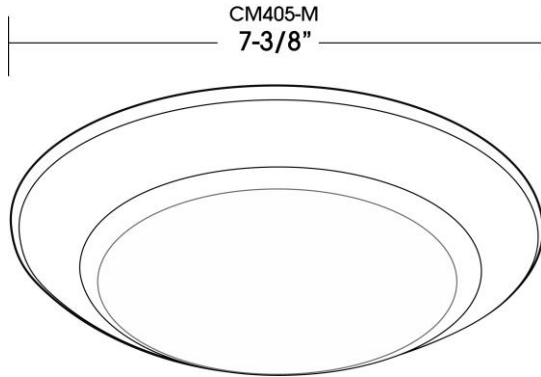
Low Profile Ceiling Fixture, ADA Sconce or  
Retrofit (5" - 6" Housing) with Polycarbonate  
Shade

Line Voltage LED Fixture

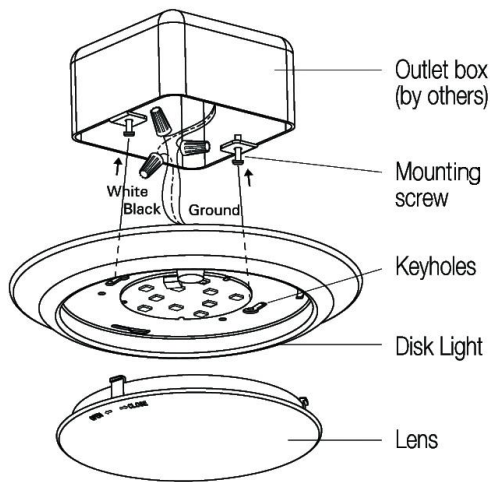
Type	
Project	
Catalog No.	

Example: CM405-M-30-WH

### DIMENSIONS



#### J-Box Mounting



#### 5" or 6" Downlight Retrofit Mounting



### OPTIONAL ACCESSORY

**CM405M-MK** Mounting Kit for 5" - 6" Retrofit includes:



Mounting Clip



Adapter





## CM405-M ULTRA THIN ROUND MINI DISK

Low Profile Ceiling Fixture, ADA Sconce or  
Retrofit (5" – 6" Housing) with Polycarbonate  
Shade

Line Voltage LED Fixture

Type	
Project	
Catalog No.	

### COMPATIBLE JESCO LINE VOLTAGE HOUSINGS

MODEL	DESCRIPTION	
RS6000B	6" Line Voltage New Construction	
RS6000BA		
RS6000BIC		
RS6000ICA		
RS6000ICS		
RS5500BA	5" Line Voltage New Construction	
RS5500BICA		
RS6000R	6" Line Voltage Remodel	
RS6000RA		
RS6000RIC		
RS6000RICA		
RS6000RSR		
RS5500R	5" Line Voltage Remodel	
RS5500RICA		

### OTHER COMPATIBLE LINE VOLTAGE HOUSINGS

<b>HALO</b>	H7ICAT, H7RICAT, H7ICT, H7RICT, H7ICATNB, H7ICTNB, H7T, H7RT, H7TNB, H7TCP, H7UICAT, H7UICATNB, H27ICAT, H27RICAT, H27ICT, H27RICT, H27T, H27RT
<b>ALL-PRO</b>	EI700AT, EI700RAT, E700ATNB, EI700, EI700R, EI700ATNB, EI700NB, ET700, ET700R, EI700U, EI700UAT, E2700AT, EI2700, EI2700R, ET2700, ET2700R
<b>JUNO</b>	IC22, IC22R, IC22W, IC22S, IC23, IC23W, IC21, IC21R, TC2, TC2R, IC20, IC20R, TC20, TC20R
<b>CAPRI</b>	CR1, PR1, QL1, R9ASIC
<b>LITHONIA</b>	L7X, L7XP
<b>THOMAS</b>	PS1, R9ASIC/PS9RM
<b>PRESCOLITE</b>	IBXS

### COMPATIBLE DIMMERS

MANUFACTURER	STYLE	MODEL NUMBER	TYPE
<b>Lutron</b>	Diva	DVCL-153P	(CFL/LED)
	Diva	DVELV-303P	(Electronic Low Voltage)
	Diva	DVLV-600P	(Magnetic Low Voltage)
	Maestro	MACL-153M	(CFL/LED)
	Maestro	MFR2-6DN-120	(Spec Grade)
	Skylark	SELV-300P	(Electronic Low Voltage)
	Skylark	S-600	(Incandescent)
	Skylark Contour	CTCL-153P	(CFL/LED)
<b>Leviton</b>	Acenti	Ate06-1LW	(Electronic Low Voltage)
	Trimatron	705	(Incandescent)
<b>Cooper</b>	Devine	D106P	(Incandescent/Magnet/Low Voltage)
<b>Pass &amp; Seymour</b>	Harmony		(Incandescent 600W)