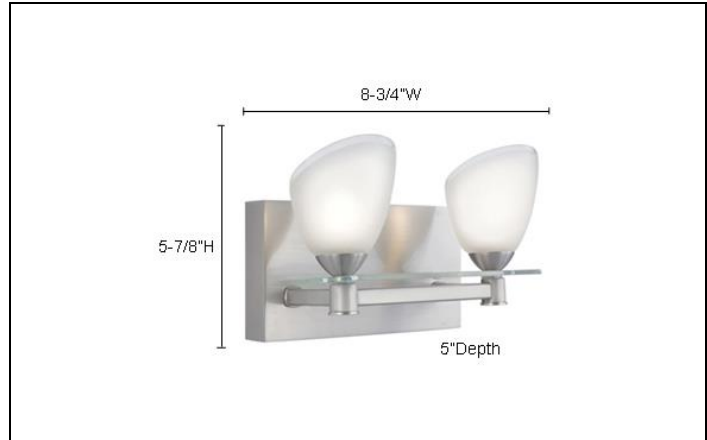




# WS 304-2 • SLANTUS

ENVISAGE  
SERIES 304

Type	
Project	
Catalog No.	



### CATALOG INFORMATION

MODEL	CANOPY FINISH
WS 304-2 SLANTUS	SN – Satin Nickel

Ordering Instructions

MODEL	-	SHADE
WS 304-2	-	SN

Example:

### DESCRIPTION


- 2-Light SLANTUS Wall Sconce
- Dimensions: 5-7/8" H x 8-3/4" W x 5" D

**LAMP:**  
(2) G9 120V 40W (included).


### SERIES 304 - SLANTUS



WS-304-2



PD-304-2



PD-304-4