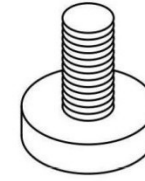
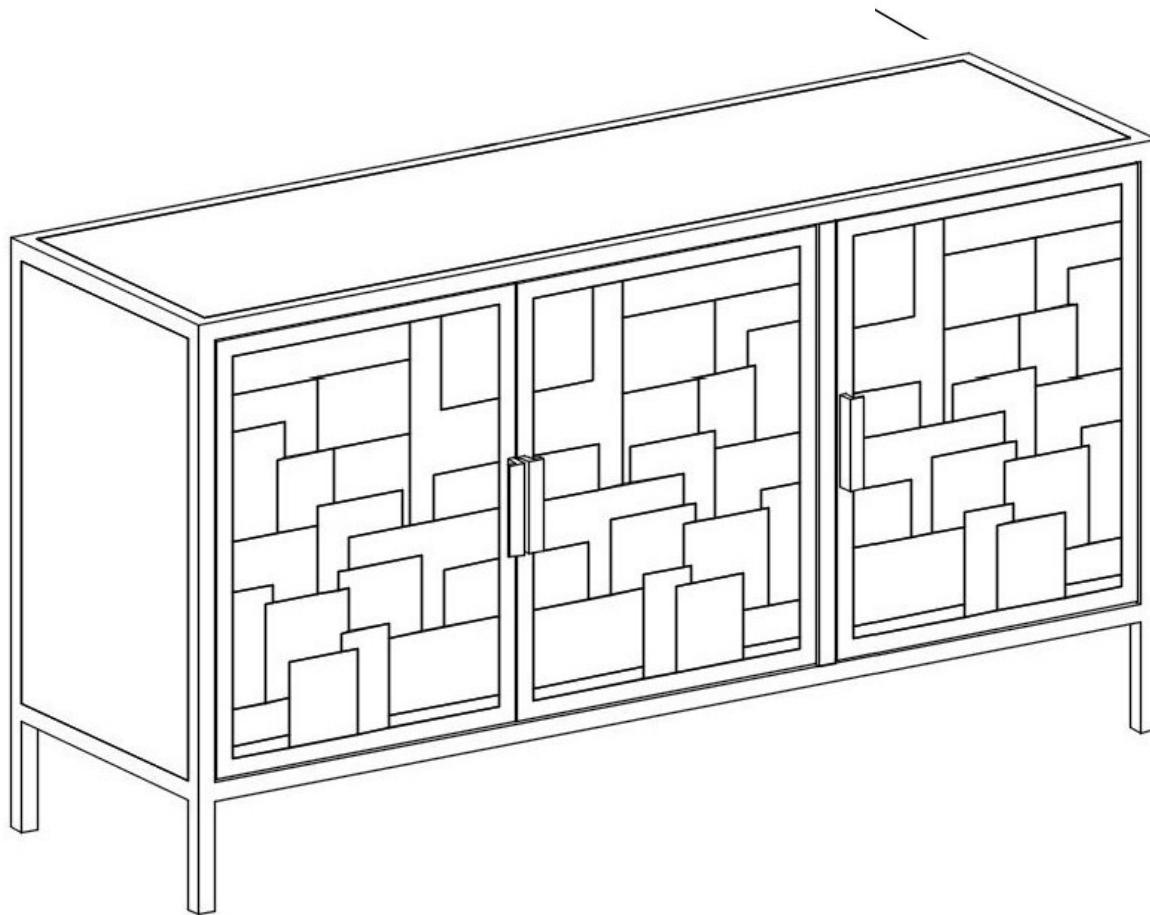


PART LIST / LISTE DES PIÈCES / LISTA DE PIEZAS

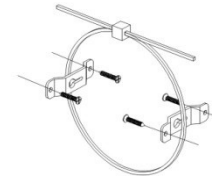
ITEM NUMBER. / ARTICLE NO. / ARTICULO NO:- P301750

DESCRIPTION/ LA DESCRIPTION /DESCRIPCIÓN / 3 DOOR SIDEBOARD



(A)

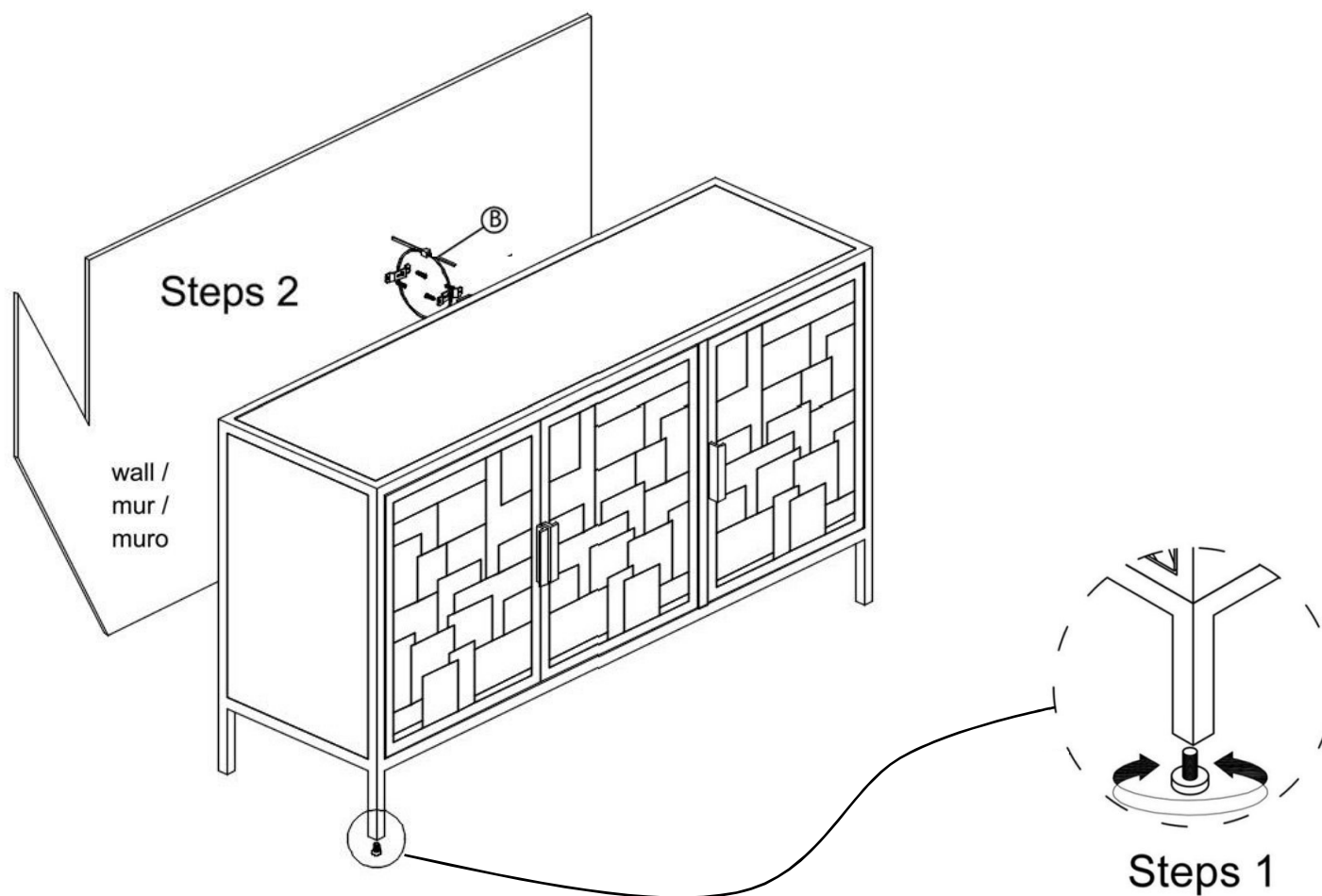
x4 Adjustable Leveler *
x4 Niveleur réglable
x4 nivelador ajustable



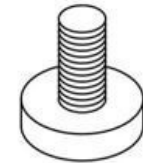
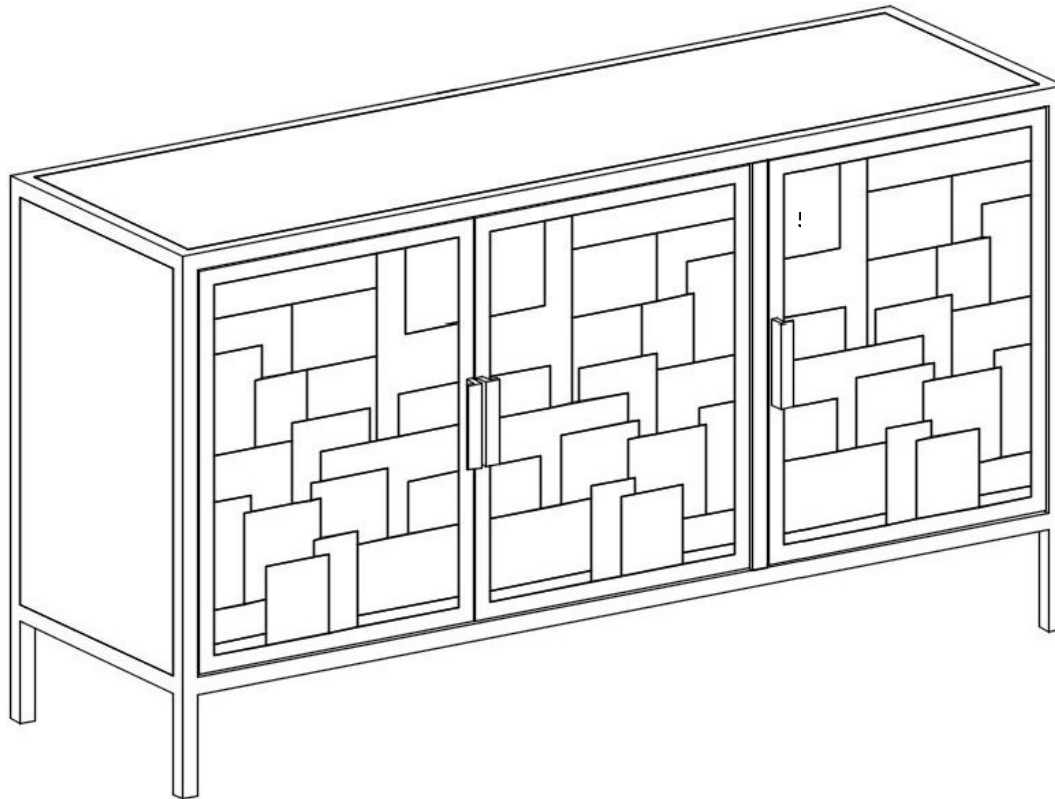
(B)

x1 Anti-tipping Kit *
x1 Kit anti-basculement
x1 Kit antivuelco

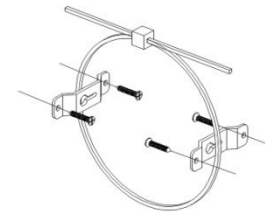
* Replaceable Part



* Replaceable Part



x4 RP301749-LEVE:- 6 x15 MM Adjustable Leveler *
Niveleur réglable 6x15 MM
Nivelador ajustabl de 6x15 mm



x1 RC-ANTI-TIP - Anti-tipping Kit *
Kit anti-basculement
Kit antivuelco

* Replaceable Part

Protect Your Wood or Laminate Flooring

*This statement applies to any floor without carpet.

If not careful, all furniture including upholstery and case pieces can scratch, scuff and even gouge floors. The recommendation is to have felt, rubber pads or area rugs under furniture on flooring without carpet.

Moving your furniture

Pushing and dragging furniture over floors without carpet can lead to scratches and scuffs. Have someone help when moving the larger pieces of furniture by lifting, try using a dolly or moving pads.

Felt and rubber pads

Applying furniture pads to the feet of furniture helps cushion contact points. Furniture pads can be found at local hardware stores. Felt pads slide easily across the floor, making them ideal for dining chairs and other pieces that move with use. Rubber pads will help furniture stay in place and are perfect for larger pieces, like sofas and loveseats.

Area rugs and rug pads

Using an area rug under furniture is another way to protect your floor from scratches and scuff marks. A rug pad under the area rug will provide extra cushion and added protection.