

TECHNICAL SPECIFICATIONS

Tara™ Plus Whirlpool Bath

TAR6060	WCR	2CJ	Tara Plus Whirlpool Bath Right Hand (BR05)
TAR6060	WCL	2CJ	Tara Plus Whirlpool Bath Left Hand (DB83)
TAR6060	WCE	2CJ	Tara Plus Whirlpool Bath, Left Back Pump (DB89)
TAR6060	WCB	2CJ	Tara Plus Whirlpool Bath, Right Back Pump (DB77)



INSTALLATION NOTES

Refer to installation instructions included with fixture before beginning installation. Please confirm product availability and specifications before commencing with any installation work.

PRODUCT SPECIFICATIONS AND AVAILABILITY ARE SUBJECT TO CHANGE WITHOUT NOTICE.

KEY DIMENSIONS

DIMENSIONS

60" L x 60" L x 20-3/4" H

(1524 mm) L x (1524 mm) L x (527 mm) H

DRAIN/OVERFLOW

A: 16" (406 mm) B: 12-3/8" (314 mm)

CUTOUT

See Illustration Below

TOTAL WEIGHT

984 lb (446 kg) / 39 lb/sq. ft. (192 kg/m²)

OPERATING GALLONAGE

Min. 61 U.S. Gal. (231 Liters)

Max. 87 U.S. Gal. (329 Liters)

PRODUCT WEIGHT

118 lb (54 kg)

SKIRT MOUNTING

Optional Skirt #9930

ELECTRICAL SPECIFICATIONS

Requires a dedicated GFCI protected separate circuit.

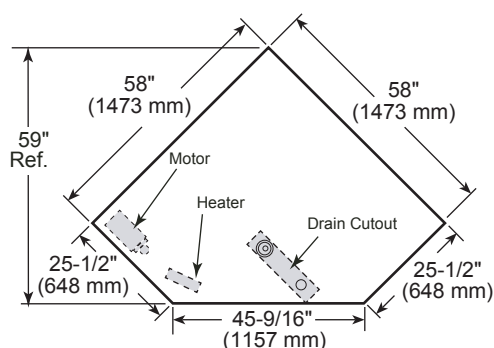
Motor/Pump: 120 VAC, 15 AMP, 60 Hz.

RapidHeat™: 120 VAC, 15 AMP, 60 Hz.


HEATER (STANDARD)

Requires a dedicated GFCI protected separate circuit.

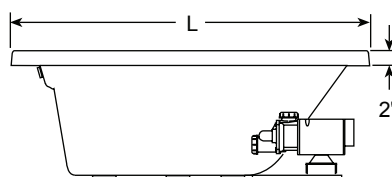
RapidHeat™: P/N S750000



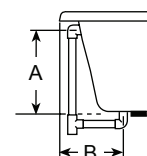
TARA™ PLUS LH CUTOUT



SIDE VIEW



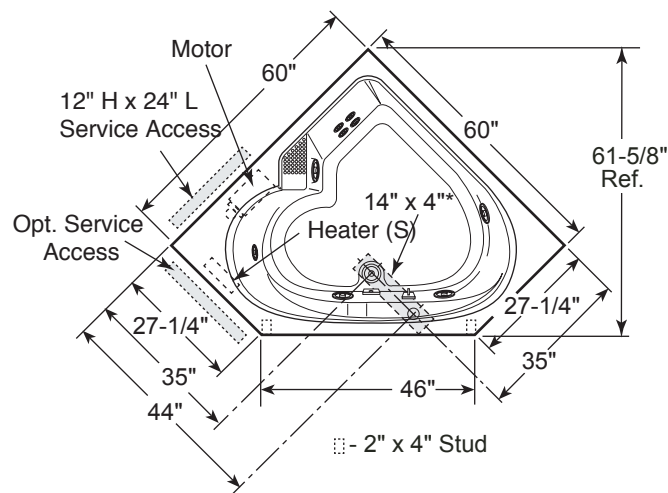
END VIEW



DRAIN/OVERFLOW

FEATURES, UPGRADES & ACCESSORIES

- Center Drain Location
- Accessories / Hardware:
 - Trip-Lever Drain Kit #X559
 - Rotary Trip Kit, 26" Cable: #8730
 - TheraPro™ Jet Rings Kit: #D095
 - AccuPro™ Jet Rings Kit (3 required): #P556
- Trim Kit Finishes Available:
 - (827) – Chrome
 - (826) – Brushed Nickel
 - (845) – Oil Rubbed Bronze



Product Shown: Tara Left Hand Motor Plus Whirlpool Bath LH Model: DB83

* Measurements inside unit represent cutout in floor to allow for drain/overflow. Minimum Service Access dimensions given.