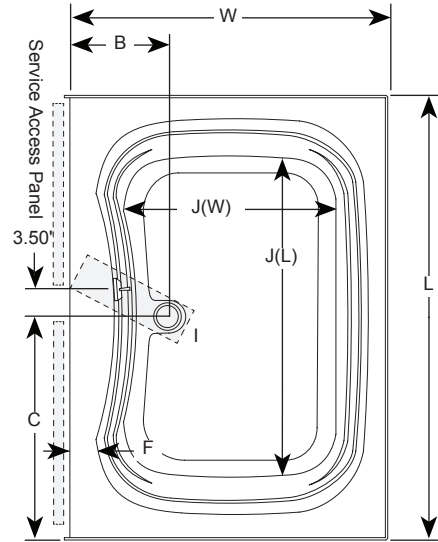


Nicola™ 6042 Whirlpool And Soaking Skirted Bathtubs

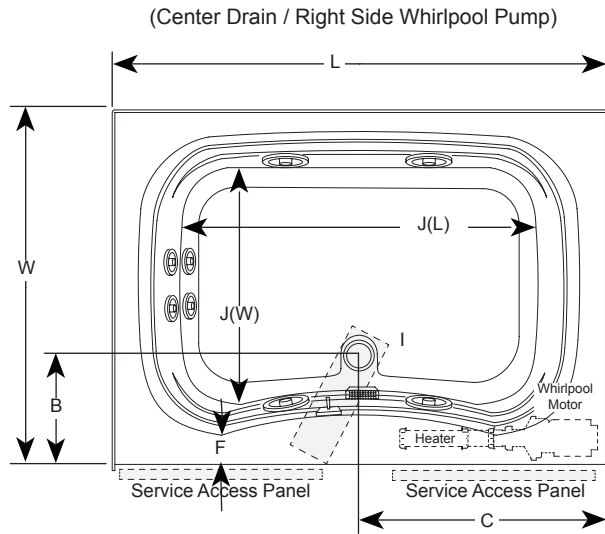
Letter	Description	Specifications
-	Drain Location	Center
-	Whirlpool Pump Location	Right Hand / Left Hand
-	Cutout	N/A
-	Total Weight	998 lbs (453 kg)
-	Floor Loading	57 lb/ft ² (278 kg/m ²)
-	Operating Gallons (Min/Max)	75 Gal (283 L)
-	Product Weight	123 lbs (56 kg)
L	Outer Length	60.00" (1524 mm)
W	Outer Width	42.00" (1067 mm)
H	Overall Height	22.00" (559 mm)
A	Overflow Height	17.50" (445 mm)
B	Long Edge to Drain Center	13.63" (346 mm)
C	Short Edge to Drain Center	30.00" (762 mm)
D	Drain Shoe Length	5.50" (140 mm)
E	Flange Height	1.00" (25 mm)
F	Deck Width	4.50" (114 mm)
G	Front Service Access	12.00" x 18.00" (305 mm x 457 mm)
I	Floor Cutout for Drain	12.00" x 4.00" (305 mm x 102 mm)
J	Interior Dimensions J(W) x J(L)	26.00 x 40.50"

NOTE

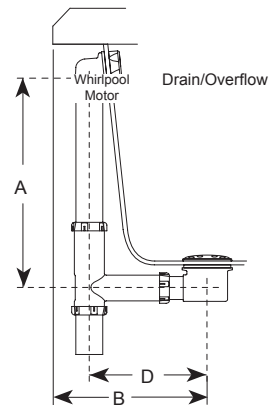
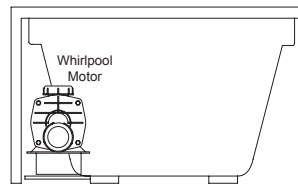
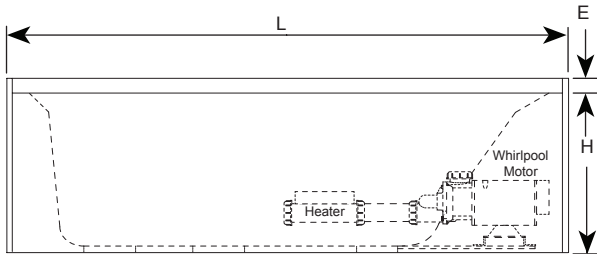
The overall dimensions are nominal with a tolerance of +0 and -.25" (6mm).
 Electrical Specifications
 (Each component requires a separate, dedicated GFCI protected circuit)
 Motor/Pump 120V 15A 60HZ
 Heater (optional) 120V 15A 60HZ



Key Dimensions



*Deck width reflects only area indicated on detail.



NOTE: Drawings not to scale.