


698 - WIDE ANGLE DOOR VIEWER



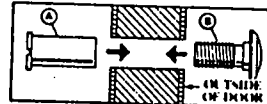
WIDE ANGLE DOOR VIEWER

FOR USE ON DOORS 1-3/8" THROUGH 2-1/8" THICK. PROVIDES ONE-WAY 190° VIEW FOR ADDED SECURITY. FEATURES 4 GROUND GLASS LENSES THAT INSURE LONG-LASTING CLARITY.

INSTALLATION INSTRUCTIONS

TOOLS REQUIRED: Drill, 9/16" drill bit, screwdriver and pencil.


1. Position at eye level in center of door. Mark and drill 9/16" dia. hole completely through door.
2. Place receiver tube section (A) through inside of door.
3. Insert section (B) from outside of door and secure into section (A).



MAINTENANCE INSTRUCTIONS

H.B. Ives Solid Brass products have a clear, protective lacquer coating which helps prevent discoloration. Do not use abrasive waxes or cleaners.

ASK FOR OTHER FINE DECORATIVE HARDWARE BY H.B. IVES



DOOR KNOCKERS

MAIL SLOTS

DOOR VIEWERS

HOUSE NUMBERS



WD ANGLE DR VIEWER C698 B3 BRT
MADE IN JAPAN

NOT FEH!