

Handling Precautions



Avoid contact with anything sharp-tipped.

Avoid contact with anything sharp-tipped.
The surface may scratch or scrape off.



Do not hammer in hooks or screws.

Hammering directly into a piece may result in cracks and damage.
Use a motorized screwdriver to install hooks or screws.
For further details, consult with an installer.

Please contact INAXMARKETING_AMERICAS@LIXIL.COM with questions.

Routine Care

Wipe with a dry clean cloth.

Avoid wet wiping or cleaning with water.

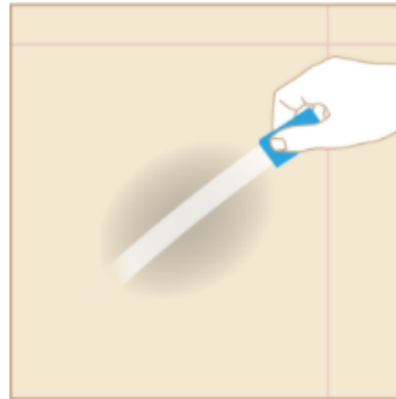
Chlorinated bleach is recommended whenever mold occurs.

Dusting



If dust on the surface becomes noticeable, wipe it off gently with a disposable handy mop or similar implement.

Handprints, Pencil Marks



Light marks left by handprints and pencils, for example, can be rubbed off with a plastic eraser.

Tobacco Stains



Depending on the frequency of smoking, a tightly wrung, clean cloth may be used for wiping such stains.

Please contact INAXMARKETING_AMERICAS@LIXIL.COM with questions.

Removing Soiling and Stains (Use Bleach and Cotton Swabs)


Coffee




Ketchup,
mayonnaise, sauces



Directions



1. Remove any residue with a moistened cotton swab.



2. Dab bleach (bottle strength) on the stain with a cotton swab.



3. The stain will fade in about a day.

Please contact INAXMARKETING_AMERICAS@LIXIL.COM with questions.

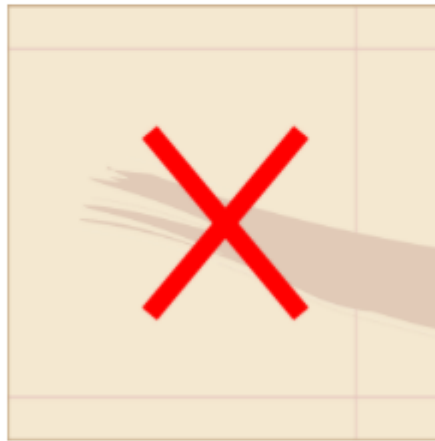
Precaution

Some residue may be difficult to remove.
Exercise care to avoid the adherence of the following.

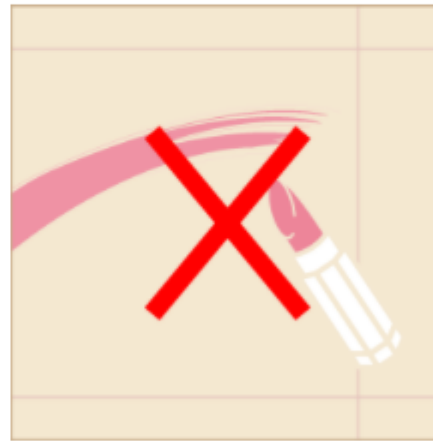
Footwear scuffing



Plastic abrasion



Lipstick



Hair dye



Other marks to avoid

India ink, art paint, pens (water or oil based), crayons, nail polish, other inks

Please contact INAXMARKETING_AMERICAS@LIXIL.COM with questions.


Care Movie



Prohibited Cleaning Items

*The following may aggravate staining or scratching.

Hard kitchen sponge



Metal scouring brush



Dirty cloth



Please contact INAXMARKETING_AMERICAS@LIXIL.COM with questions.