

## Studio 6032

All Hydro Systems Studio Collection bathtubs and whirlpools are backed by our exclusive 5 year limited warranty and include the standard features.

Available Sizes:

**60"L x 32"W x 20¾"D**  
**45 Gallons**



shown without Grab Bars


### Studio Model Feature:

White/Almond/Bone/Natural  
Acrylic/Fiberglass Bathtub  
Integral Wood Base  
6 Jets Adjustable/Directional  
Air Switch  
Silent Air Induction  
Anti-Vortex Safety Suction  
1¼ hp UL Listed Pump, mounted

**Available** as Tub only, Thermal Air, Whirlpool

### Approvals & Listings

Commonwealth of Massachusetts  
UPC & USPC - US & Canada



### Electrical Component

### Electrical Requirements

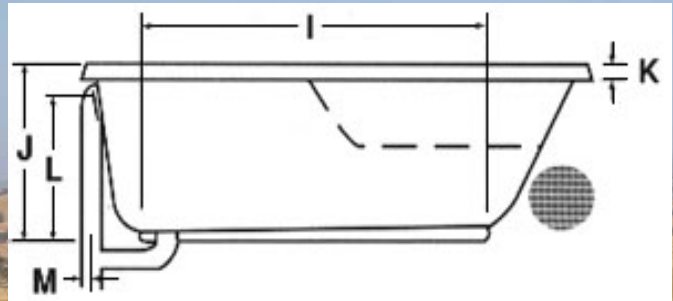
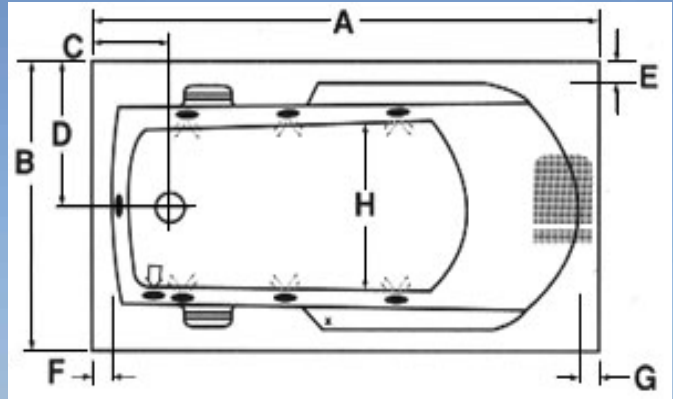
Whirlpool (1.25 HP Single Speed Pump, 120V)	1 Dedicated 20 Amp GFCI Circuit
Thermal Air (1 HP Blower with 600 Watt Heater)	1 Dedicated 20 Amp GFCI Circuit
Inline Heater	
600 W	Shares Pump Circuit
1500 W	1 Dedicated 20 Amp GFCI Circuit

# Studio 6032



shown with Grab bars

Must be set in Mortar Base



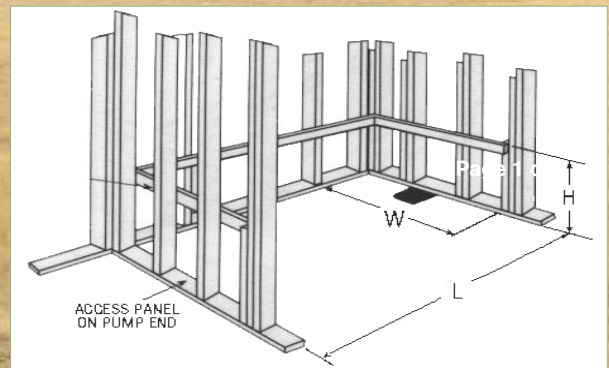
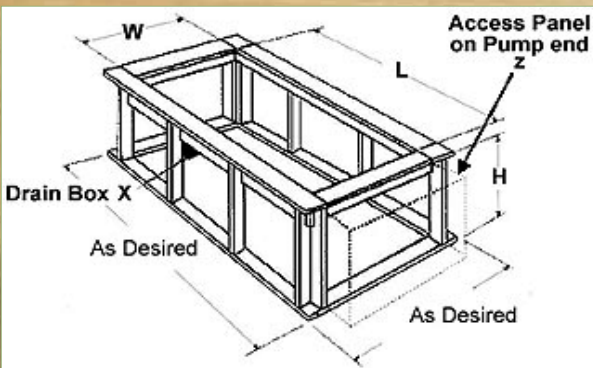
- Pump motor
- Jets
- Anti-vortex suction
- Overflow location

**AS SHOWN:**  
Whirlpool option w/ standard jets

**ALSO AVAILABLE:**  
Soaking Tub Only,  
Thermal Air,

Model	GC	AC	A	B	C	D	E	F	G	H	I	J	K	L	M	Jet	Pump	Wat.Cap.
6032	N/A	☒	59¼"	31¼"	8½"	15¼"	2"	2"	2"	18"	40"	18¼"	1¼"	16¼"	1"	6	1.25	45 gal.

### Framing Dimensions



Island Drop-In				3 Wall Enclosure		
Model	(L)ength	(W)idth	(H)eight Finish	(L)ength	(W)idth	(H)eight Ledger Molded
6032	57¼"	29¾"	18"	59¼"	31¼"	19½"

*Disclaimer: Certain options or altering the pump/blower location may cause the pump/blower to extend beyond the tub decking.  
For cutout dimensions wait for unit to arrive.  
All specifications subject to change without notice.*