

ITEM:SS410-C-410 Bearfoot Corner/Arm

SS410-A-410 Bearfoot Armless

SS410-5PC-410(C+C+A+A+C) Bearfoot 5-seat sectional




SS410-4PC-410(C+C+A+C) Bearfoot 4-seat sectional

SS410-3PC-410(C+A+C) Bearfoot 3-seat sectional

SS410-2PC-410(C+C) Bearfoot 2-seat sectional

Thank you for purchasing this quality product. Be sure to unpack carefully looking for small parts which may have come loose during shipment.

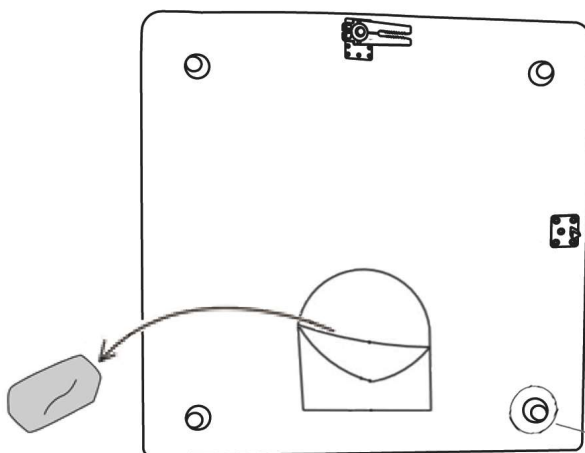
Read all instruction and study the drawing carefully before starting the assembly process .

Parts No.	Item	Description	Sketch	Quantity
a	SS410-A-410 SS410-C-410	Plastic foot		4/4
b	SS410-A-410 SS410-C-410	big back cushion		1/1
c	SS410-A-410 SS410-C-410	small back cushion		1/1

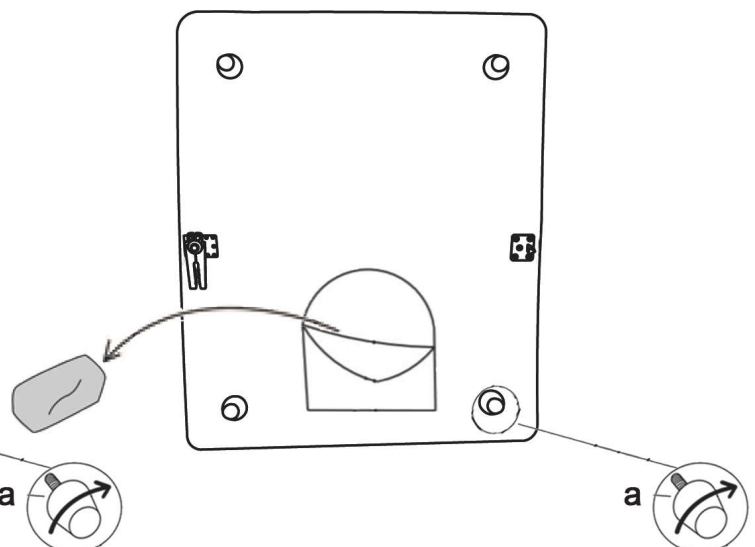
Step 1 :Open the zipper on the bottom of sofa , take out the plastic feet(a).

Step 2:Insert the foot into the hole . Use hand to tighten the foot clockwise until secure .

SS410-C-410



SS410-A-410



CAUTION

Do not allow children to play on this mechanism furniture or operate the mechanism. Leg rest folds down on closing so that child could possibly be injured. Always leave in an upright and closed position and keep hands feet clear of mechanism. Only the occupant should operate it.

ITEM:SS410-C-410 Bearfoot Corner/Arm

SS410-A-410 Bearfoot Armless

SS410-5PC-410(C+C+A+A+C) Bearfoot 5-seat sectional

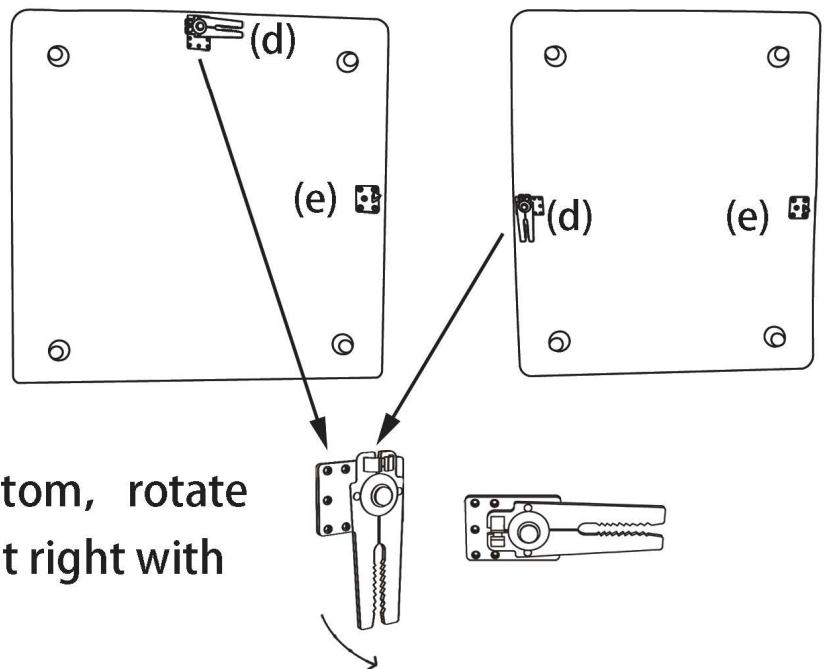
SS410-4PC-410(C+C+A+C) Bearfoot 4-seat sectional

SS410-3PC-410(C+A+C) Bearfoot 3-seat sectional

SS410-2PC-410(C+C) Bearfoot 2-seat sectional

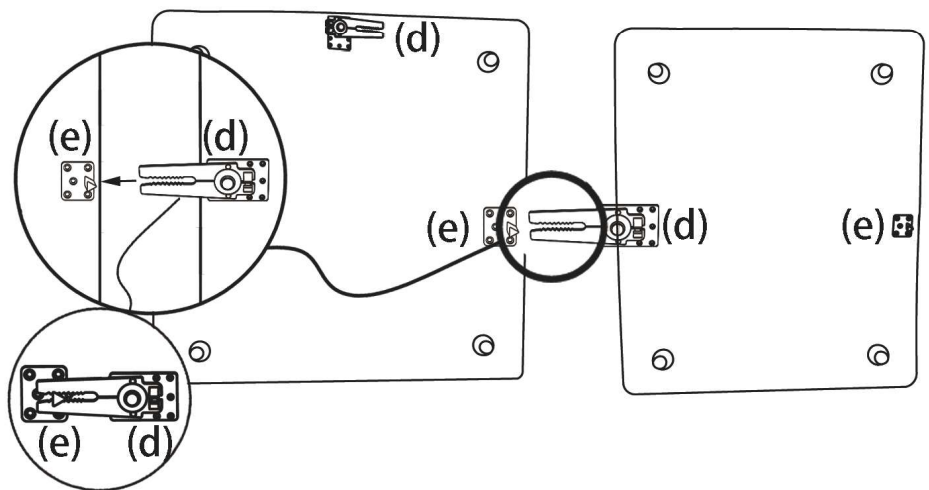
Thank you for purchasing this quality product. Be sure to unpack carefully looking for small parts which may have come loose during shipment.

Read all instruction and study the drawing carefully before starting the assembly process .

Alligator clip:

Step 3: Flip the sofa to the bottom, rotate the (d) to position like shown at right with your hands.

Step 4: Just push the (d) hard on (e) and it will stick. (When separating, just lift the sofa with the (e) up to separate it from the other sofa.)

**CAUTION**

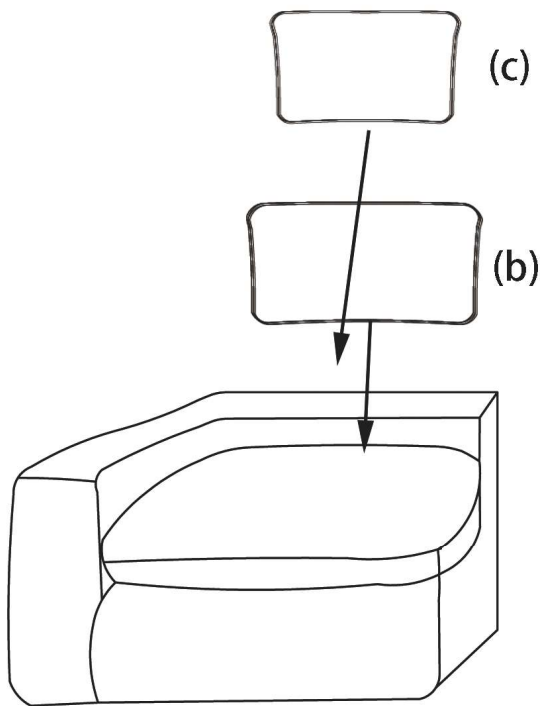
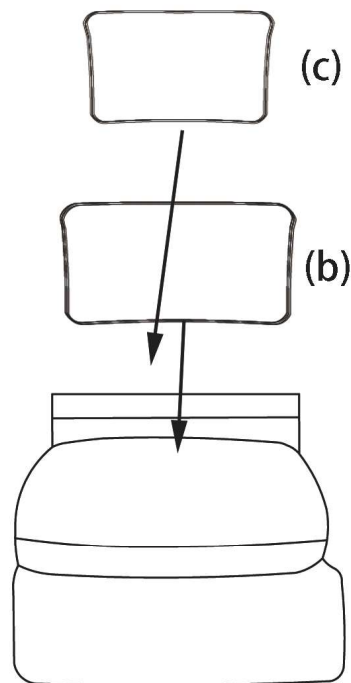
Do not allow children to play on this mechanism furniture or operate the mechanism. Leg rest folds down on closing so that child could possibly be injured. Always leave in an upright and closed position and keep hands feet clear of mechanism. Only the occupant should operate it.

ITEM:SS410-C-410 Bearfoot Corner/Arm**SS410-A-410 Bearfoot Armless****SS410-5PC-410(C+C+A+A+C) Bearfoot 5-seat sectional****SS410-4PC-410(C+C+A+C) Bearfoot 4-seat sectional****SS410-3PC-410(C+A+C) Bearfoot 3-seat sectional****SS410-2PC-410(C+C) Bearfoot 2-seat sectional**

Thank you for purchasing this quality product. Be sure to unpack carefully looking for small parts which may have come loose during shipment.

Read all instruction and study the drawing carefully before starting the assembly process .

Step 5 : Take the big back cushion(b) and the small back cushion(c) from the sofa seat, put the big back cushion(b) at the back, and the small back cushion(c)in front of the big back cushion(b).

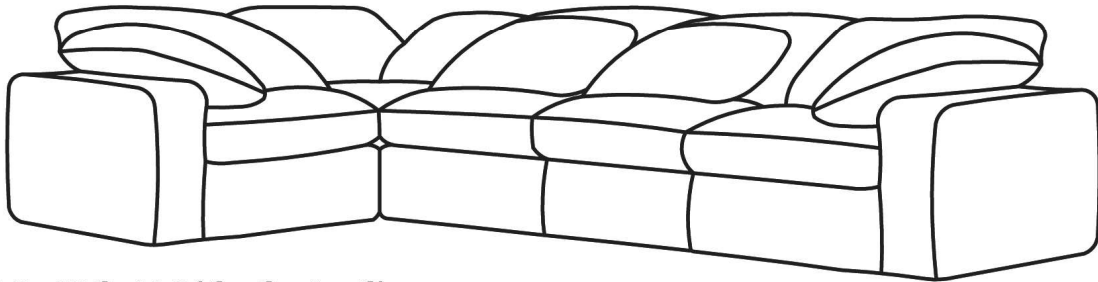
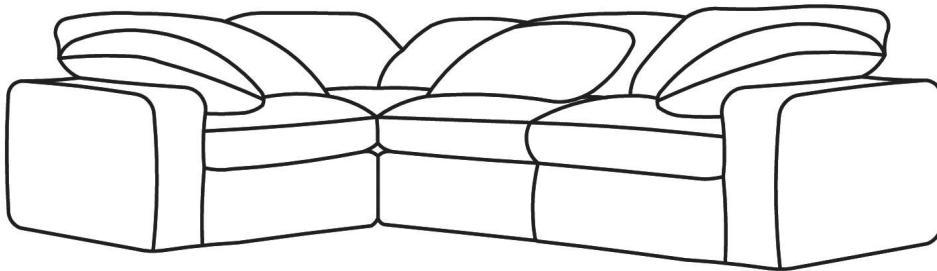
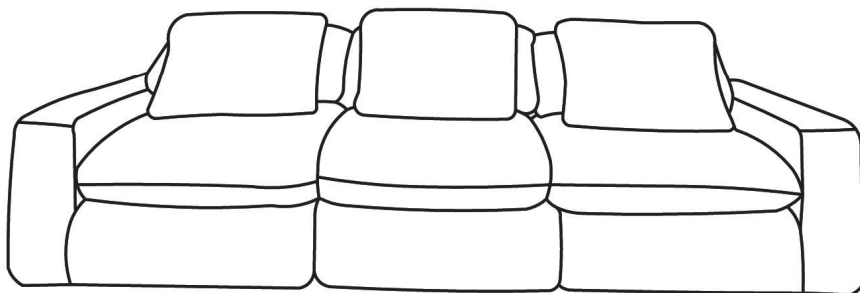
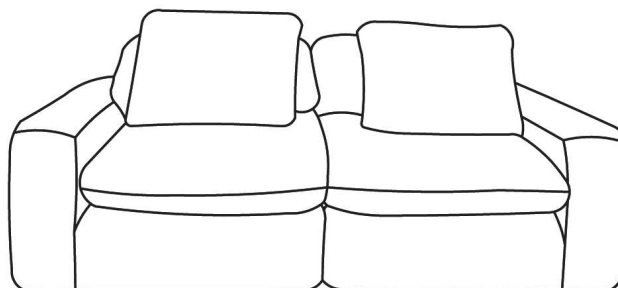
**SS410-C-410****SS410-A-410****CAUTION**

Do not allow children to play on this mechanism furniture or operate the mechanism. Leg rest folds down on closing so that child could possibly be injured. Always leave in an upright and closed position and keep hands feet clear of mechanism. Only the occupant should operate it.

ITEM:SS410-C-410 Bearfoot Corner/Arm**SS410-A-410 Bearfoot Armless****SS410-5PC-410(C+C+A+A+C) Bearfoot 5-seat sectional****SS410-4PC-410(C+C+A+C) Bearfoot 4-seat sectional****SS410-3PC-410(C+A+C) Bearfoot 3-seat sectional****SS410-2PC-410(C+C) Bearfoot 2-seat sectional**

Thank you for purchasing this quality product. Be sure to unpack carefully looking for small parts which may have come loose during shipment.

Read all instruction and study the drawing carefully before starting the assembly process .

SS410-5PC-410(C+C+A+A+C)**SS410-4PC-410(C+C+A+C)****SS410-3PC-410(C+A+C)****SS410-2PC-410(C+C)****CAUTION**

Do not allow children to play on this mechanism furniture or operate the mechanism. Leg rest folds down on closing so that child could possibly be injured. Always leave in an upright and closed position and keep hands feet clear of mechanism. Only the occupant should operate it.