




Thank you for purchasing this quality product. Be sure to unpack carefully looking for small parts which may have come loose during shipment.

Read all instruction and study the drawing carefully before starting the assembly process.

## HARDWARE LIST

NO	DRAWING	DESCRIPTION	SIZE	Qty
A		Plastic Insert		1pc
B		Screw	Ø8*1-1/4"	1pc
C		Allen Wrench	4 mm	1pc

**STEP 1.** Take off metal bracket by loosening bolt pre-secured on top , and then separately secure Mending plate to wall with screw (not provided) and top with bolt .

