




ASSEMBLY INSTRUCTION

ITEM: 6950-90013-80 Split Rattan Wardrobe
6950-90013-99 Split Rattan Wardrobe

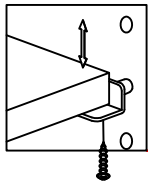
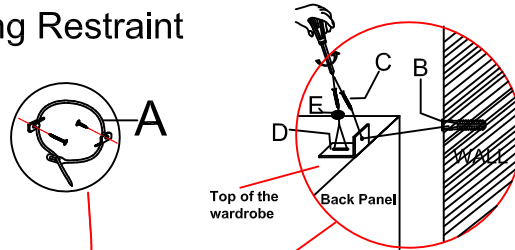
Thank you for purchasing this quality product. Be sure to unpack carefully looking for small parts which may have come loose during shipment.

Read all instruction and study the drawing carefully before starting the assembly process.

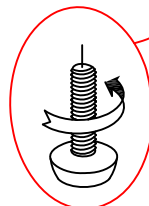
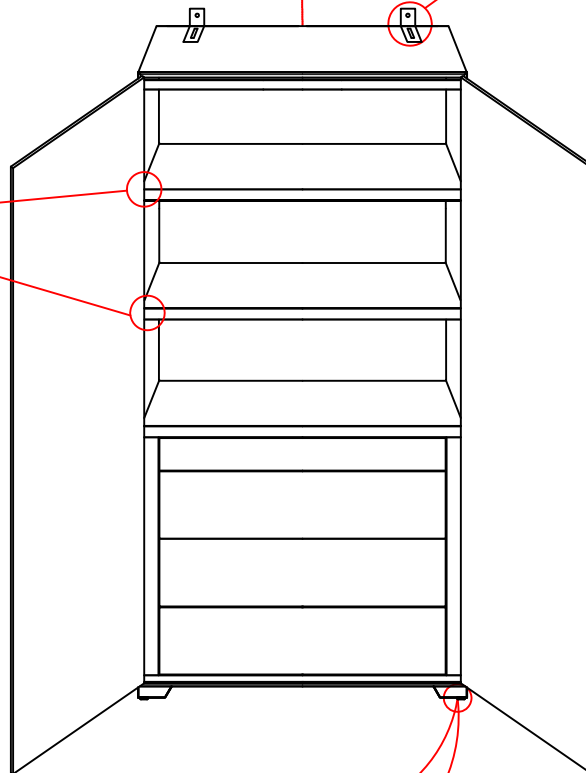
HARDWARE LIST				
NO.	DRAWING	DESCRIPTION	SIZE	Q'TY
A		Anti-Tip Kit		1 PC
B		Plastic Anchor	∅ 9*30MM	2 PCS
E		Screw	1 1/4"	2 PCS

Tipping Restraint

Anti-tip kit is included for use. We recommend installing for safety reason.



The adjustable shelves are screwed in place to avoid damage during transit. To adjust the shelf height, remove screws then place shelf pins in the desired level.



Adjust leveler if needed to level wardrobe on uneven floor.