






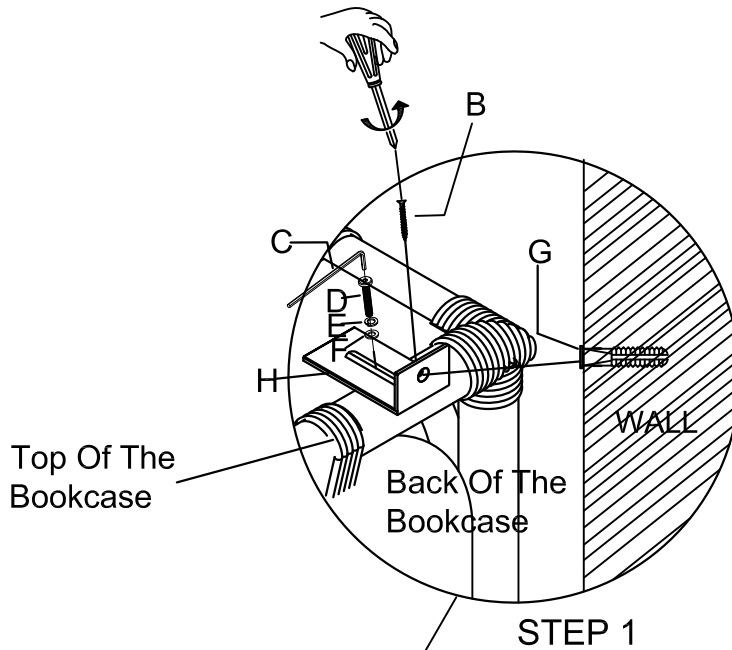
ASSEMBLY INSTRUCTION

ITEM: 6950-10445-80 Pole Rattan Bookcase
6950-10445-99 Pole Rattan Bookcase


Thank you for purchasing this quality product. Be sure to unpack carefully looking for small parts which may have come loose during shipment.
Read all instruction and study the drawing carefully before starting the assembly process.

HARDWARE LIST				
NO.	DRAWING	DESCRIPTION	SIZE	Q'TY
A		Anti - Tip Kit		1PC
B		Screw	1 1/4"	2PCS
C		Allen Wrench	69*27.2*4mm	1PC
D		Bolt	1/4"	2PCS

HARDWARE LIST				
NO.	DRAWING	DESCRIPTION	SIZE	Q'TY
E		Lock Washer	1/4"	2PCS
F		Flat Washer	1/4"	2PCS
G		Plastic Anchor	∅ 9*30mm	2PCS
H		Hanger	75*30*38mm	2PCS



Mount the hanger (H) to top of the Bookcase, then attach the Bookcase to a wall.

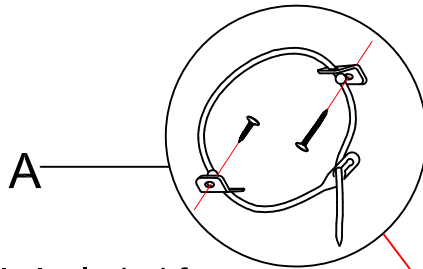


ASSEMBLY INSTRUCTION

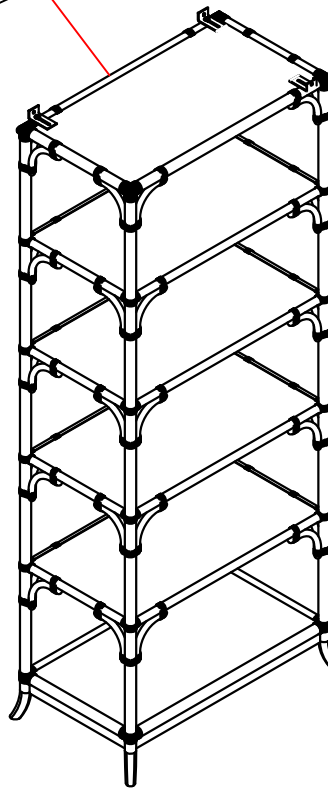
ITEM: 6950-10445-80 Pole Rattan Bookcase
6950-10445-99 Pole Rattan Bookcase

Thank you for purchasing this quality product. Be sure to unpack carefully looking for small parts which may have come loose during shipment.
Read all instruction and study the drawing carefully before starting the assembly process.

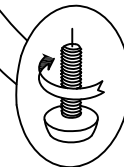
Tipping Restraint



Anti-tip kit is included for use.
We recommend installing for
safety reason.



STEP 2



Adjust leveler if needed
to level bookcase on
uneven floor.