






ITEM: 6750-10460-85 Kidney Writing Desk

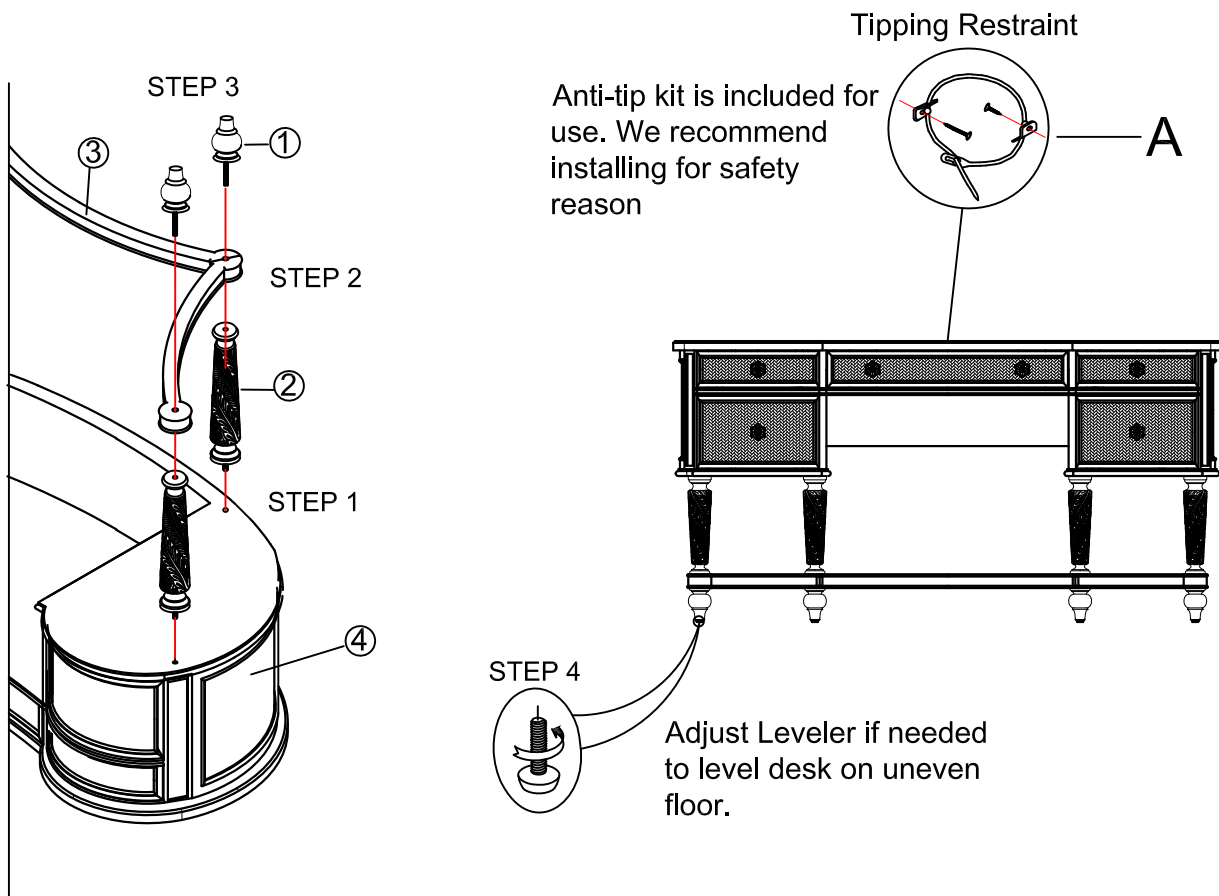
Thank you for purchasing this quality product. Be sure to unpack carefully looking for small parts which may have come loose during shipment.

Read all instruction and study the drawing carefully before starting the assembly process.

HARDWARE PACK

PART LIST

NO.	DRAWING	DESCRIPTION	SIZE	Q'TY	NO.	DRAWING	DESCRIPTION	Q'TY
A		Anti-Tip Kit		1PC	①		Foot	4PCS
					②		Post	4PCS
					③		Stretcher	1PC
					④		Top	1PC



Step 1: Screw Posts (2) to top (4).

Step 2: Place stretcher (3) onto the posts (2).

Step 3: Screw feet (1) to the posts (2) through stretcher (3).