


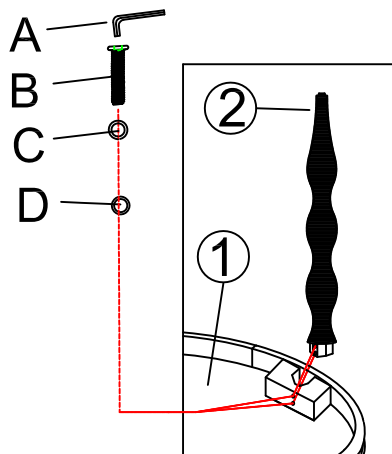


Thank you for purchasing this quality product. Be sure to unpack carefully looking for small parts which may have come loose during shipment.

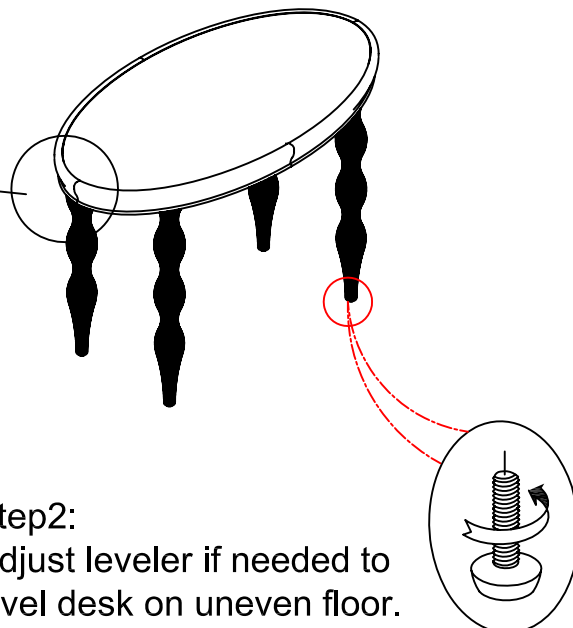
Read all instruction and study the drawing carefully before starting the assembly process.

HARDWARE PACK				
NO.	DRAWING	DESCRIPTION	SIZE	Q'TY
A		Allen Wrench	73*29*5mm	1 PC
B		Bolt	Ø5/16"	8 PCS
C		Lock Washer	Ø5/16"	8 PCS
D		Flat Washer	Ø5/16"	8 PCS
E		Rubber Pad	8mm	4 PCS

PARTS LIST			
NO.	DRAWING	DESCRIPTION	Q'TY
1		Table Top	1 PC
2		Leg Post	4 PCS



Step1:
Attach leg posts (2) to table top (1).



Step2:
Adjust leveler if needed to level desk on uneven floor.