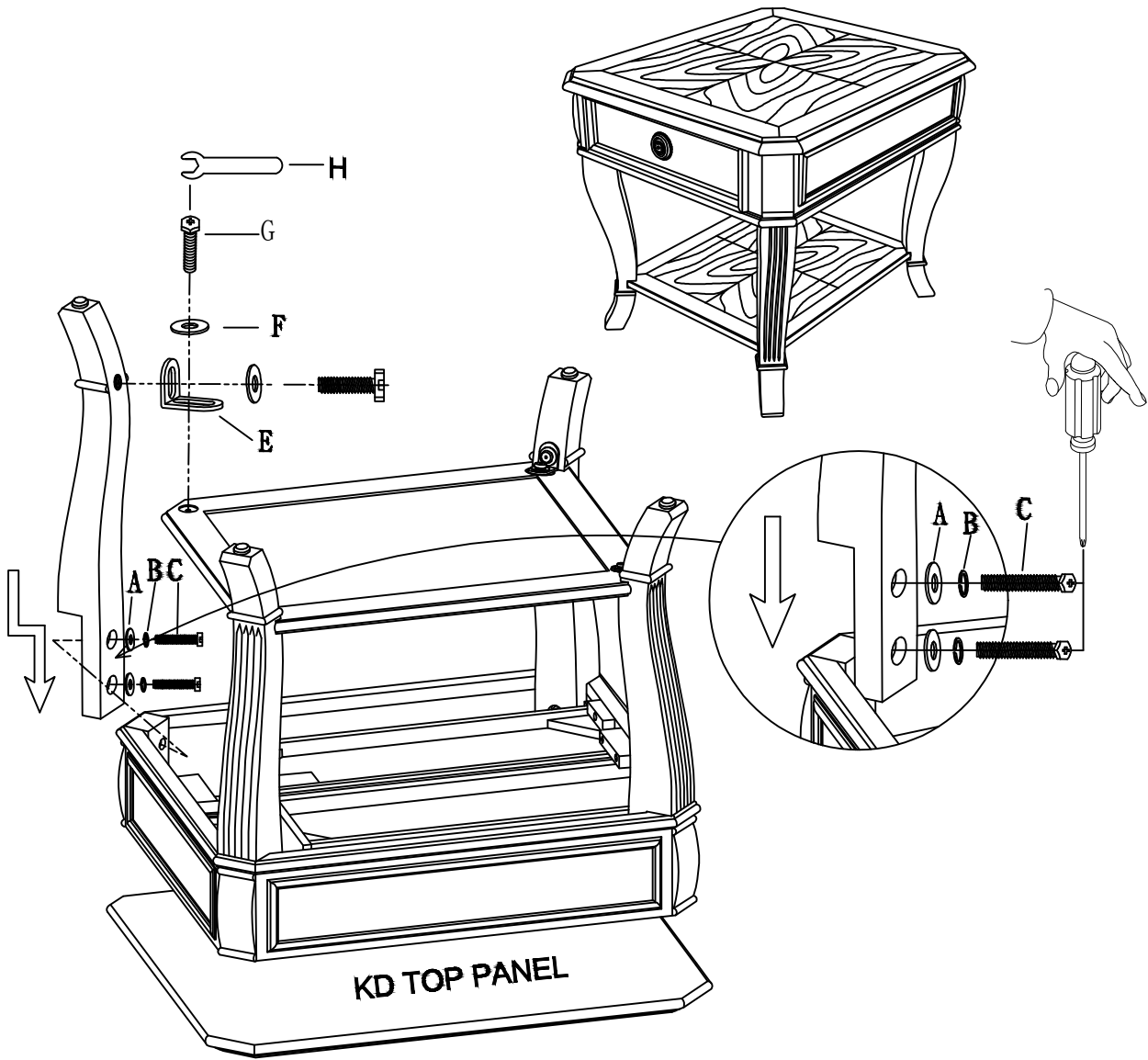









HOKER

INSTRUCTION FOR 281-80-113

*** please read all instructions carefully before starting the assembly process.***
 *** place table top upside down on soft surface.***



NO.	HARDWARE LIST		QTY	NO.	HARDWARE LIST		QTY		
A	Washer		Ø5/16"x19mm	8pcs	E	Metal Plate		I7121	4pcs
B	Spring Washer		Ø5/16"	8pcs	F	Washer		Ø1/4"x16mm	8pcs
C	Blot		Ø5/16"x1-3/4"	8pcs	G	Bolt		Ø1/4"x1/2"	8pcs
					H	Wrench		10mm	1pc