




HOOKER

INSTRUCTION FOR 281-70 Wall Unit

*** please read all instructions carefully before starting the assembly process.***

① → ② → ③ → ④ → ⑤ → ⑥ → ⑦ → ⑧

| NO. | HARDWARE LIST | | | QTY |
|-----|---------------|---|---------------|------|
| A | Screw |  | ∅ 8x1-1/4" | 8pcs |
| B | Shelf Pin |  | 30(30)x20x2mm | 4pcs |
| C | Screw |  | ∅ 6x1/2" | 8pcs |

