







ASSEMBLY INSTRUCTION

ITEM: # 5381-75410 UpholsteredBack Side Chair

Thank you for purchasing this quality product. Be sure to unpack carefully looking for small parts which may have come loose during shipment.

Read all instruction and study the drawing carefully before starting the assembly process:

PARTS LIST		
1	CHAIR BACK	1 PC.
2	SEAT FRAME	1 PC.
3	FRONT LEG	2 PCS.

NO.	DRAWING	DESCRIPTION	Q' TY
A		Ø5/16" *2-3/4" Bolt	4Pcs
B		Ø5/16" *1-5/8" Bolt	1Pcs
C		Ø5/16" Het Nut	4Pcs
D		Ø5/16" Lock Washer	9Pcs
E		Ø5/16" *19*2mm Flat Washer	9Pcs
F		Ø5/16" Open Wrench	1Pc

