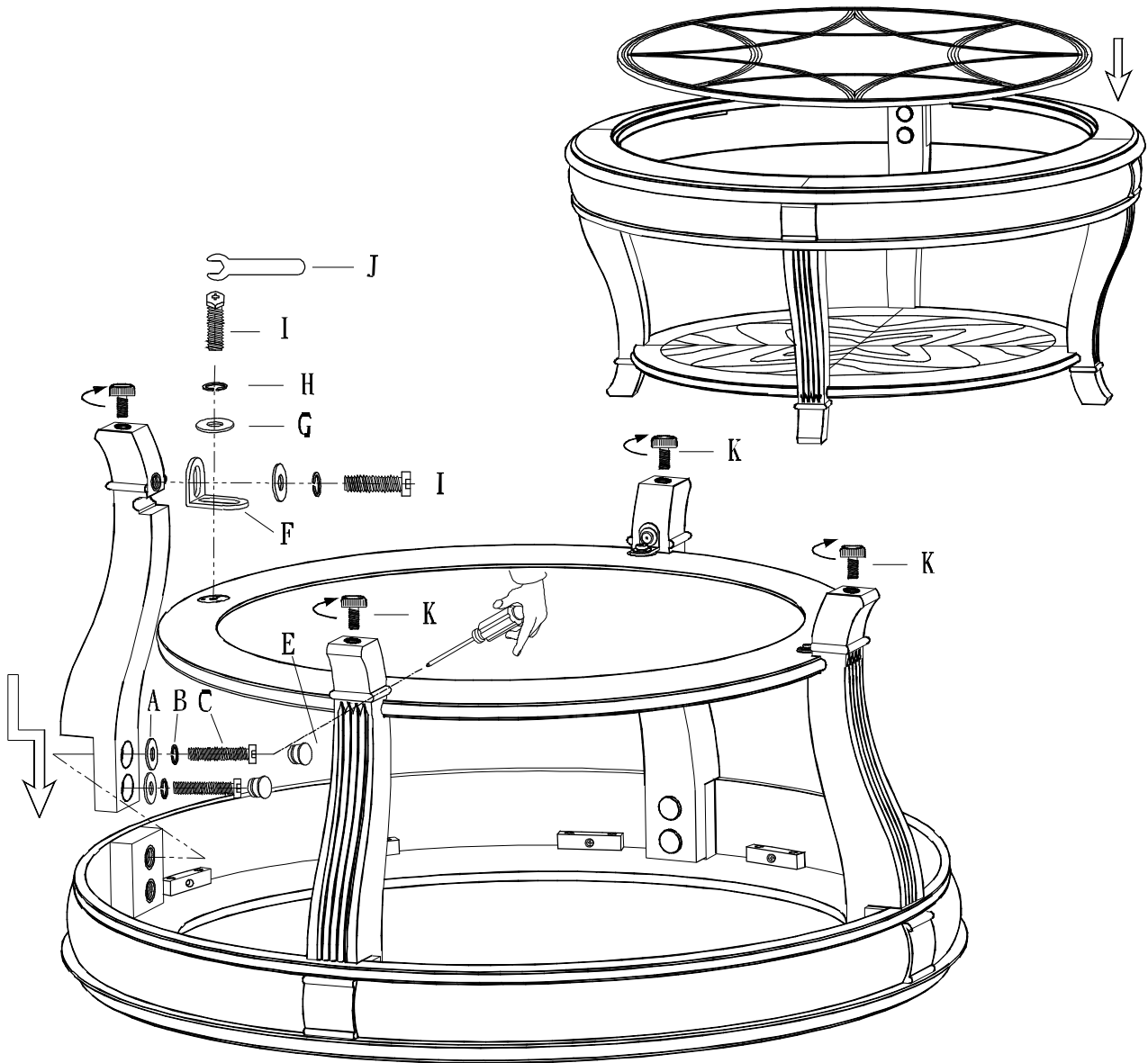








HOOKER

INSTRUCTION FOR 281-80-111

*** please read all instructions carefully before starting the assembly process.***
 *** place table top upside down on soft surface.***



NO.	HARDWARE LIST			QTY	NO.	HARDWARE LIST			QTY
A	Washer		Ø5/16"x19mm	8pcs	F	Metal Plate			4pcs
B	Spring Washer		Ø5/16"	8pcs	G	Washer		Ø1/4"x16mm	8pcs
C	Blot		Ø5/16"x1-3/4"	8pcs	H	Spring Washer		Ø1/4"	8pcs
E	cover		Ø25mm	8pcs	I	Blot		Ø1/4"*5/8	8pcs
					J	Wrench		10mm	1pc
					K	Adj.Leveller		M0442	4pcs