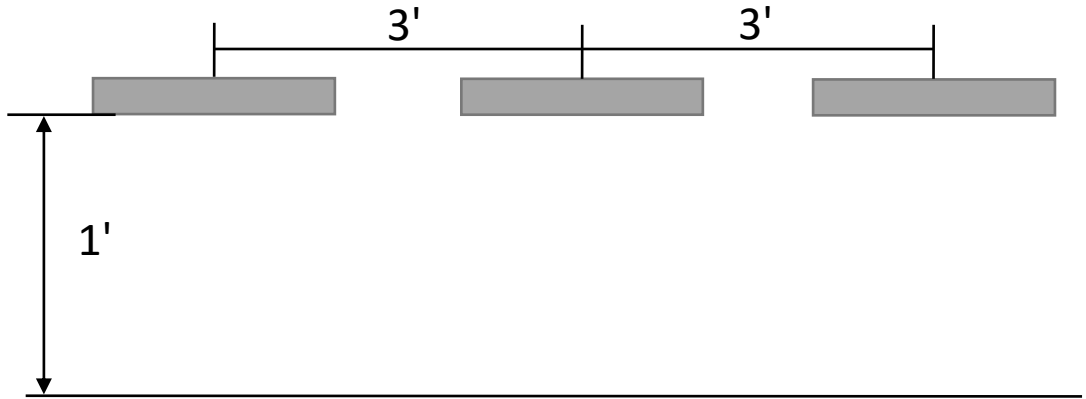


15448 Nuvi Hardscape	Photometric Data
-----------------------------	-------------------------

All Units in Foot Candles (f.c.)

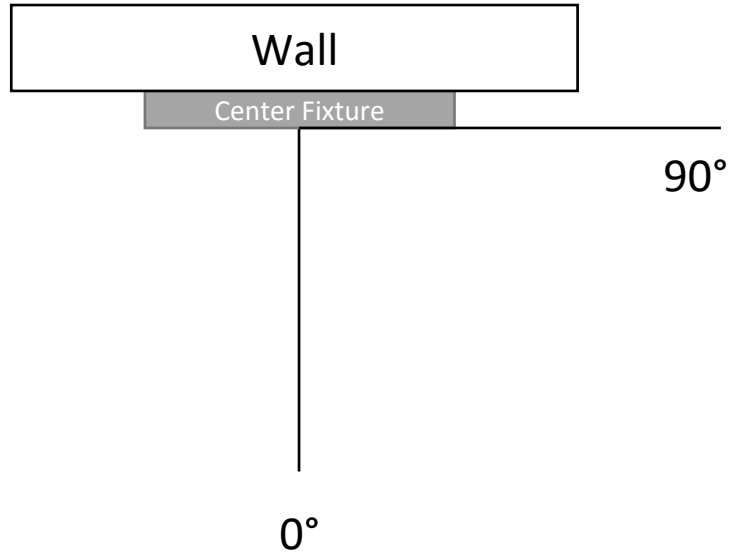
1' Mounting Height 1 Fixture		
	0°	90°
0'	77.8	77.8
1'	28.29	21.1
2'	6.94	4.51
3'	3.011	1.087
4'	1.65	0.746
5'	0.969	0.41
6'	0.593	0.254
7'	0.441	0.146
8'	0.334	0.102
9'	0.263	0.071
10'	0.209	0.039
11'	0.172	
12'	0.132	
13'	0.114	
14'	0.096	
15'	0.083	
16'	0.066	
17'	0.051	
18'	0.041	

1' Mounting Height 3 Fixtures 3' Apart		
	0°	90°
0'	77.2	77.2
1'	30.12	33.7
2'	10.42	68.2
3'	5.19	20.23
4'	3.159	4.76
5'	2.07	1.612
6'	1.458	0.731
7'	1.094	0.392
8'	0.849	0.24
9'	0.683	0.137
10'	0.555	0.093
11'	0.47	0.066
12'	0.399	0.046
13'	0.346	
14'	0.3	
15'	0.264	
16'	0.226	
17'	0.206	
18'	0.279	
19'	0.16	
20'	0.142	
21'	0.131	
22'	0.121	
23'	0.11	
24'	0.101	
25'	0.093	



Floor

Wall spacing is suggested for even light appearance on the wall and the ground



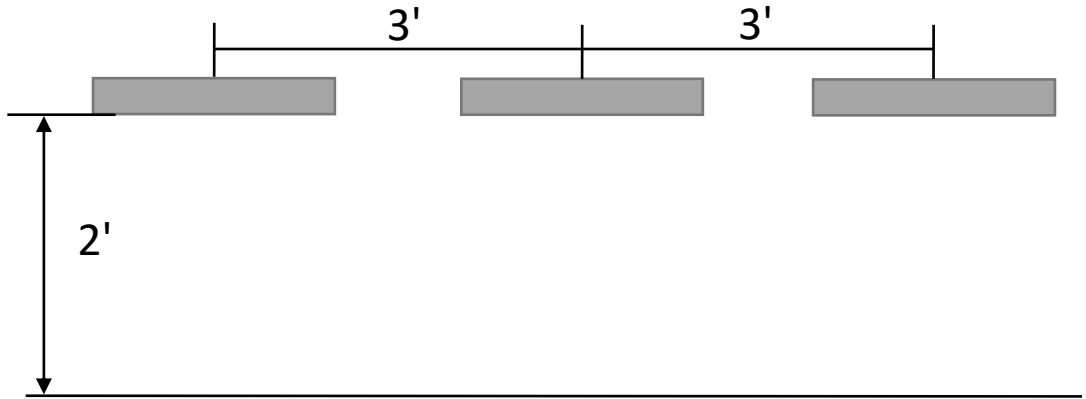
HINKLEY
L I G H T I N G

15448 Nuvi Hardscape **Photometric Data**

All Units in Foot Candles (f.c.)

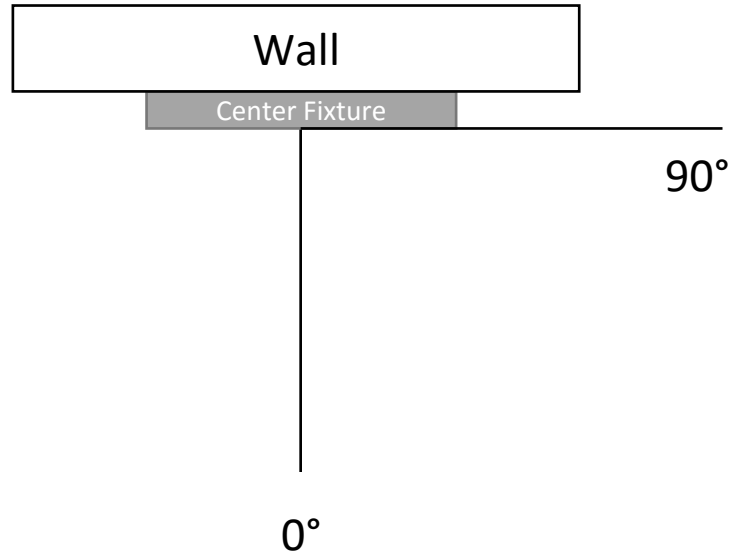
2' Mounting Height 1 Fixture		
	0°	90°
0'	20.06	20.06
1'	14.11	13.18
2'	6.08	5.03
3'	3.046	1.761
4'	1.714	1.134
5'	1.066	0.646
6'	0.704	0.378
7'	0.485	0.256
8'	0.357	0.159
9'	0.272	0.132
10'	0.22	0.091
11'	0.172	0.06
12'	0.136	0.04
13'	0.115	
14'	0.093	
15'	0.079	
16'	0.068	
17'	0.055	
18'	0.047	

2' Mounting Height 3 Fixtures 3' Apart		
	0°	90°
0'	28.01	28.01
1'	21.7	26.02
2'	11.23	23.22
3'	6.31	15.23
4'	3.94	6.48
5'	2.591	3.106
6'	1.805	1.529
7'	1.327	0.85
8'	0.99	0.533
9'	0.774	0.341
10'	0.601	0.243
11'	0.502	0.16
12'	0.422	0.117
13'	0.342	0.079
14'	0.3	0.055
15'	0.261	0.041
16'	0.231	
17'	0.196	
18'	0.173	
19'	0.15	
20'	0.138	
21'	0.126	
22'	0.113	
23'	0.102	
24'	0.091	
25'	0.08	



Floor

Wall spacing is suggested for even light appearance on the wall and the ground



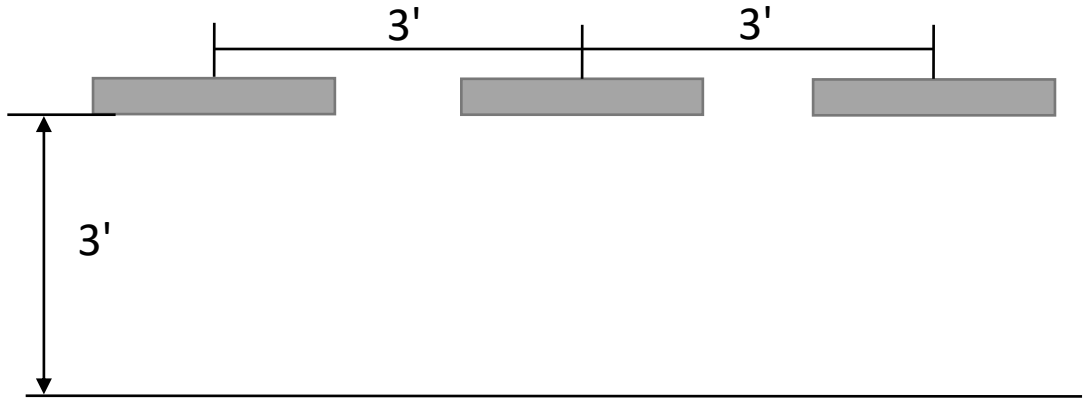
HINKLEY
L I G H T I N G

15448 Nuvi Hardscape **Photometric Data**

All Units in Foot Candles (f.c.)

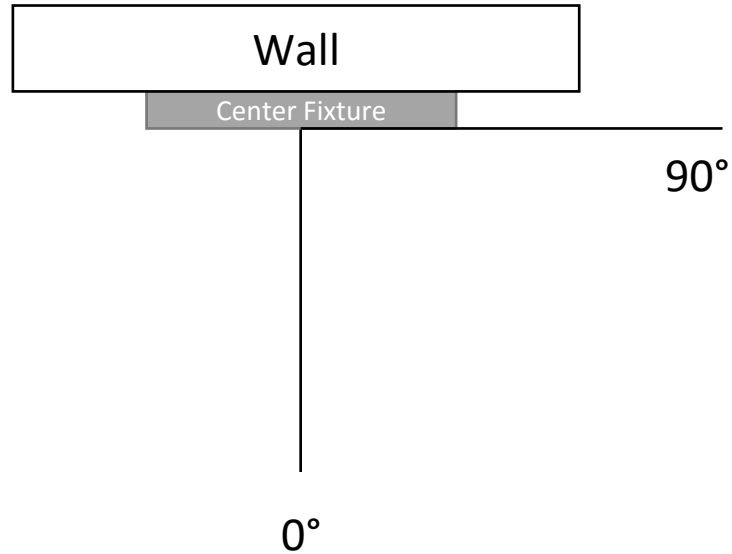
3' Mounting Height 1 Fixture		
	0°	90°
0'	8.31	8.31
1'	7.56	6.9
2'	4.46	4.33
3'	2.73	2.506
4'	1.788	1.263
5'	1.135	0.76
6'	0.773	0.491
7'	0.551	0.33
8'	0.402	0.23
9'	0.31	0.16
10'	0.252	0.119
11'	0.2	0.082
12'	0.159	0.055
13'	0.131	0.039
14'	0.103	
15'	0.082	
16'	0.064	
17'	0.053	
18'	0.044	

3' Mounting Height 3 Fixtures 3' Apart		
	0°	90°
0'	16.92	16.92
1'	15.89	15.5
2'	10.04	13.51
3'	6.37	10.02
4'	4.47	5.85
5'	2.925	3.464
6'	2.086	1.979
7'	1.573	1.286
8'	1.179	0.838
9'	0.91	0.575
10'	0.73	0.398
11'	0.594	0.291
12'	0.492	0.224
13'	0.405	0.182
14'	0.351	0.122
15'	0.3	0.104
16'	0.26	0.084
17'	0.23	0.069
18'	0.201	0.061
19'	0.163	0.49
20'	0.142	
21'	0.127	
22'	0.117	
23'	0.106	
24'	0.097	
25'	0.088	



Floor

Wall spacing is suggested for even light appearance on the wall and the ground



HINKLEY
L I G H T I N G