

NOTES:

1. HOLD ROUGHAN DIMENSIONS $\pm \frac{1}{8}"$ (3.2MM).
2. WHEN INSTALLING THIS UNIT, LOCAL, STATE, OR FEDERAL CODES SHOULD BE ADHERED TO. FOR INSTALLATION HEIGHTS OTHER THAN SHOWN, DIMENSIONS MARKED (*) MUST BE ADJUSTED ACCORDINGLY.

3. REFER TO 5874/RK5874 OPERATION AND MAINTENANCE MANUAL FOR PUSH BUTTON AND VALVE INSTALLATION/MAINTENANCE INSTRUCTIONS.

4. ROUGH IN DIMENSIONS FOR FOUNTAIN HEIGHTS:

CHILD WHEELCHAIR HEIGHT: SEE SHT 2 FIG 1

WASTE: 26-1/4" (667mm)

SUPPLY: 26-1/8" (664mm)

MOUNTING HOLE: 24-13/16" (630mm)

FOUNTAIN: 24" (610mm)

BUBBLER: 29-7/8" (756mm)

ADULT WHEELCHAIR HEIGHT: SEE SHT 2 FIG 2

WASTE: 29-1/4" (743mm)

SUPPLY: 29-1/8" (740mm)

MOUNTING HOLE: 27-13/16" (706mm)

FOUNTAIN: 27" (686mm)

BUBBLER: 32-7/8" (832mm)

STANDING ADULT HEIGHT: SEE SHT 2 FIG 3

WASTE: 34-3/4" (883mm)

SUPPLY: 34-5/8" (879mm)

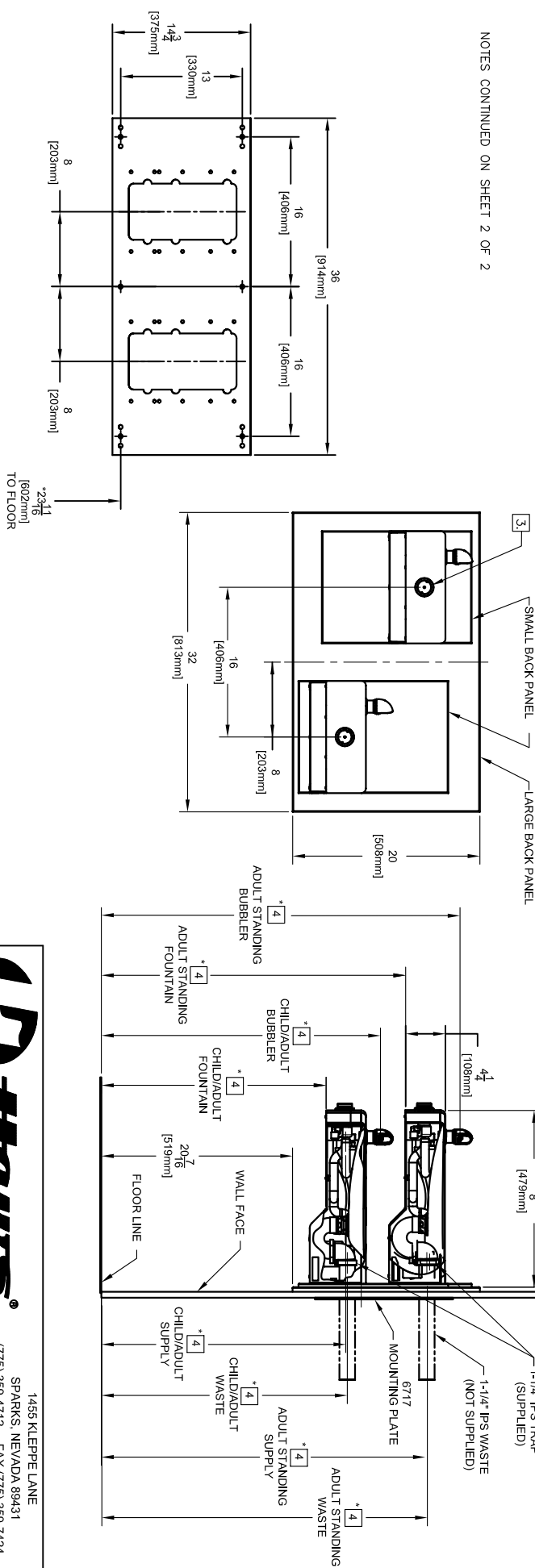
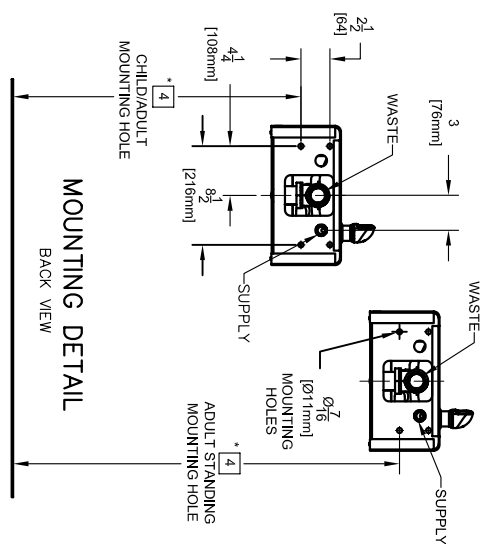
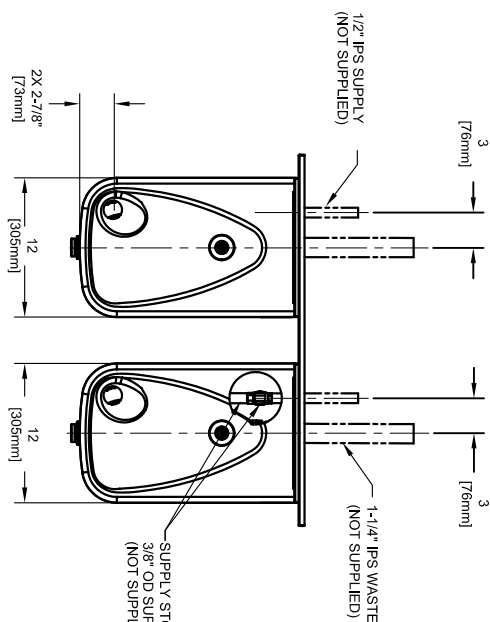
MOUNTING HOLE: 33-5/16" (846mm)

FOUNTAIN: 32-1/5" (826mm)

BUBBLER: 38-3/8" (972mm)

5. REFER TO MODEL 1117L INSTALLATION DRAWING SHEET 2 OF 2 (ON HAWS WEBSITE WWW.HAWSCO.COM) FOR PERMISSABLE BOWL MOUNTING PATTERNS. TWO WHEELCHAIR HEIGHT FOUNTAINS CANNOT BE MOUNTED SIDE BY SIDE PER ANSI A117.1.

NOTES CONTINUED ON SHEET 2 OF 2



**MOUNTING PLATE
(STANDARD HAWS 6717)**

1455 KLEPPE LANE
SPARKS, NEVADA 89431
(775) 359-4712 FAX (775) 359-7424
E-MAIL: HAWS@HAWSCO.COM
WEBSITE: WWW.HAWSCO.COM

EQUIV. NUMBER		MODEL(S):		DATE: 11/17/11		INFO FAX DOC #: 211175		DRAWING TYPE: INSTALLATION/FABRICATION	
ECN: 4332	REV: 1	HAWS	1117L	DATE: 10/06	CHG:	10/06	10/06	10/06	10/06
C.F.		C.F.		C.F.		C.F.		C.F.	
APPROVED:		APPROVED:		APPROVED:		APPROVED:		APPROVED:	
0002080223.D		0002080223.D		0002080223.D		0002080223.D		0002080223.D	
15269A00		15269A00		15269A00		15269A00		15269A00	
SHEET 1 OF 2		SHEET 1 OF 2		SHEET 1 OF 2		SHEET 1 OF 2		SHEET 1 OF 2	

2 c

- Page



9

FIGURE 2.

FIGURE 3.
ADULT STANDING/ADULT STANDING