

FEATURES & BENEFITS

SHOWERHEAD

AXION® MSR stainless steel showerhead uses a hydrodynamic design to give equal distribution of water throughout the entire footprint of flow.

BALL VALVE

Chrome-plated brass stay-open ball valve is designed so the full flow of water remains on with the simple tug of the triangular pull rod. Unit also comes equipped with a stainless steel ball and stem to provide added protection against corrosion and breakage.

MOUNTING

Designed for horizontal or vertical installation, this drench shower is mounted sturdily from any wall or ceiling.

QUALITY CONTROL

Valve assembly is pre-built for reduced installation time and an added peace of mind for the installer.

PULL ROD

28" (71.1 cm) stainless steel triangular pull rod provides a reachable height for users while maintaining its durable design.

SAFETY

8" x 10-3/4" (20.3 x 27.3 cm) universal emergency sign make the unit easily detected in an emergency. Test card to record weekly checks helps maintain the unit's best working quality.



SPECIFICATIONS

Model 8123 drench shower for horizontal or vertical installation shall include the AXION® MSR hydrodynamic design stainless steel showerhead with 20 gpm flow control, chrome-plated brass stay-open ball valve equipped with stainless steel ball and stem, stainless steel pull rod with triangular handle, universal sign, and 1" NPT supply.

APPLICATIONS

Where the body of any person may be exposed to injurious or corrosive materials, suitable facilities for quick drenching and cleansing of the body shall be provided within the work area for immediate emergency use. Emergency deluge showers shall be in unobstructed and accessible locations that require no more than 10 seconds for the injured person to reach. Model 8123 is Certified by CSA to meet the ANSI Z358.1 Standard for Emergency Eyewash and Shower Equipment.

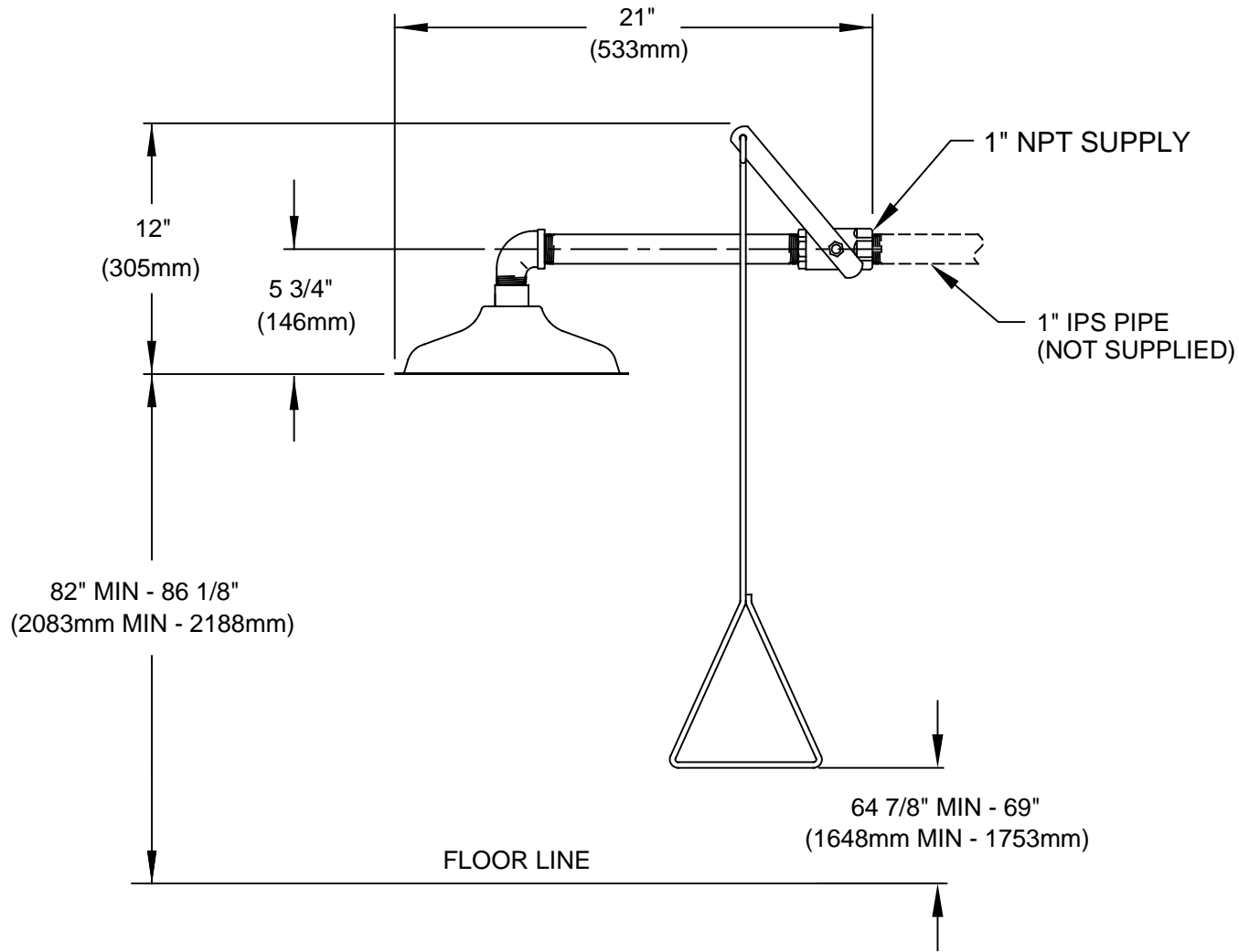


OPTIONS

- Scald Protect Bleed Valve: Model SP157A, stainless steel scald protection bleed valve. Automatic thermal actuator bleed valve opens when internal water temperature reaches 98° F (36.7° C) and closes at 95° F (35° C).
- Thermostatic Mixing Valve: Model 9201E AXION® Emergency Tempering Valve thermostatically mixes hot and cold water to provide a safe fluid supply for emergency showers and eyewash equipment, with a flow rate of 31 gpm (117.3 L).
- Emergency Alarm System: Model 9001, 1-1/4" 120 VAC emergency alarm and light system. Buzzer and flashing light are activated by an 1-1/4" double pole, double throw flow switch.
- ANSI Shower and Eyewash Testing Kit: Model 9011 ANSI compliance test kit.

For more information, visit www.hawsco.com or call (888) 640-4297.

HORIZONTAL SUPPLY (STANDARD)



NOTES:

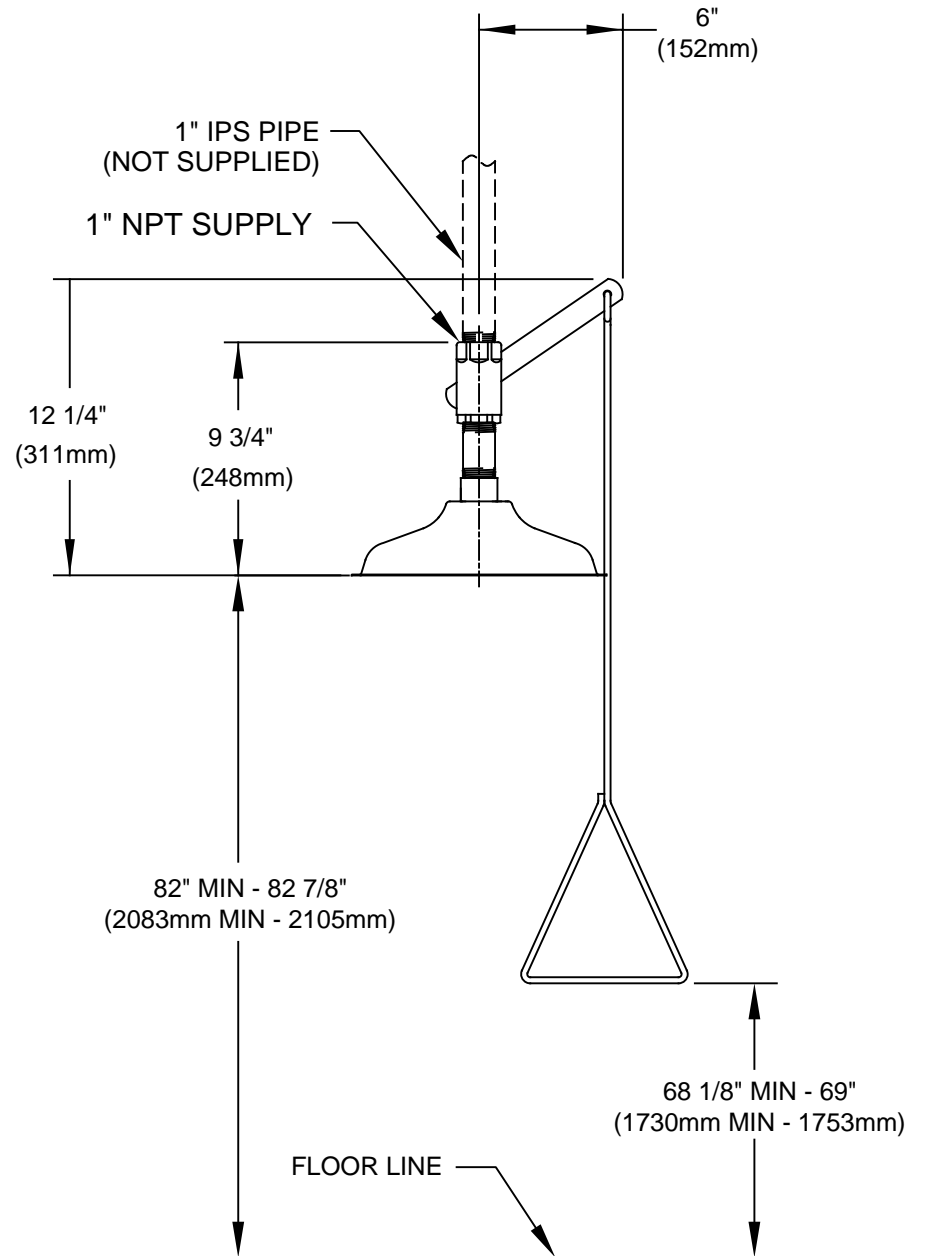
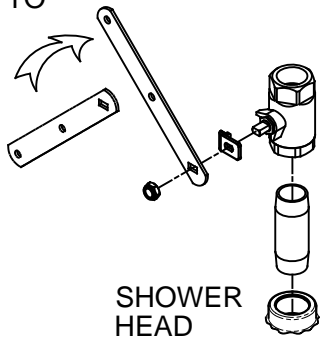
1. WHEN INSTALLING THIS UNIT, LOCAL , STATE, OR FEDERAL CODES SHOULD BE ADHERED TO FOR INSTALLATION DIMENSIONS (LOCATIONS), WASTE AND SUPPLY REQUIREMENTS OTHER THAN SHOWN.
2. TO COMPLY WITH ANSI Z358.1-2014 FOR EMERGENCY SHOWER EQUIPMENT:
 - SHOWER SHALL BE POSITIONED SUCH THAT SHOWER HEAD IS NO LESS THAN 82" (2083mm) AND NO GREATER THAN 96" (2438mm) FROM SURFACE ON WHICH USER STANDS.
 - SHOWER SPRAY PATTERN SHALL HAVE A MINIMUM DIAMETER OF 20" (508mm) AT 60" (1524mm) ABOVE SURFACE ON WHICH USER STANDS, AND CENTER OF SPRAY PATTERN SHALL BE LOCATED NO LESS THAN 16" (406mm) FROM NEAREST OBSTRUCTION.
3. DIMENSIONS MAY VARY ±1/2" (13mm).

		1455 KLEPPE LANE SPARKS, NEVADA 89431 (775) 359-4712 FAX (775) 359-7424 E-MAIL: HAWS@HAWSCO.COM WEBSITE: WWW.HAWSCO.COM	
		ECN NO. REVISED PER BY: MODEL(S) ECN: 5366 FV	8123 EMERGENCY SHOWER
DRAWN: TRF APPROVED: MJ	DATE: 5/4/91 DATE: 10/23/18	CHKD.: JP	PART NUMBER: 0002080120.D REVISION: 15
SCALE: NA		DRAWING TYPE: INSTALLATION	
SIZE: A		SHEET 1 OF 2	

**FOR VERTICAL SUPPLY
(RECONFIGURE AS SHOWN)**



REMOVE HANDLE, FLIP COMPLETELY TO OTHER SIDE. REATTACH.



NOTES:

1. WHEN INSTALLING THIS UNIT, LOCAL, STATE, OR FEDERAL CODES SHOULD BE ADHERED TO FOR INSTALLATION DIMENSIONS (LOCATIONS), WASTE AND SUPPLY REQUIREMENTS OTHER THAN SHOWN.
2. TO COMPLY WITH ANSI Z358.1-2014 FOR EMERGENCY SHOWER EQUIPMENT:
 - SHOWER SHALL BE POSITIONED SUCH THAT SHOWER HEAD IS NO LESS THAN 82" (2083mm) AND NO GREATER THAN 96" (2438mm) FROM SURFACE ON WHICH USER STANDS.
 - SHOWER SPRAY PATTERN SHALL HAVE A MINIMUM DIAMETER OF 20" (508mm) AT 60" (1524mm) ABOVE SURFACE ON WHICH USER STANDS, AND CENTER OF SPRAY PATTERN SHALL BE LOCATED NO LESS THAN 16" (406mm) FROM NEAREST OBSTRUCTION.
3. DIMENSIONS MAY VARY BY ±1/2" (13 mm).

		1455 KLEPPE LANE SPARKS, NEVADA 89431 (775) 359-4712 FAX (775) 359-7424 E-MAIL: HAWS@HAWSCO.COM WEBSITE: WWW.HAWSCO.COM	
ECN NO. REVISED PER BY:	ECN: 5366 FV	MODEL(S)	8123
DRAWN: TRF	DATE: 5/4/91	CHKD.: JP	0002080120.D
APPROVED: MJ	DATE: 10/23/18	SCALE: NA	REVISION 15
DRAWING TYPE: INSTALLATION		SHEET 2 OF 2	