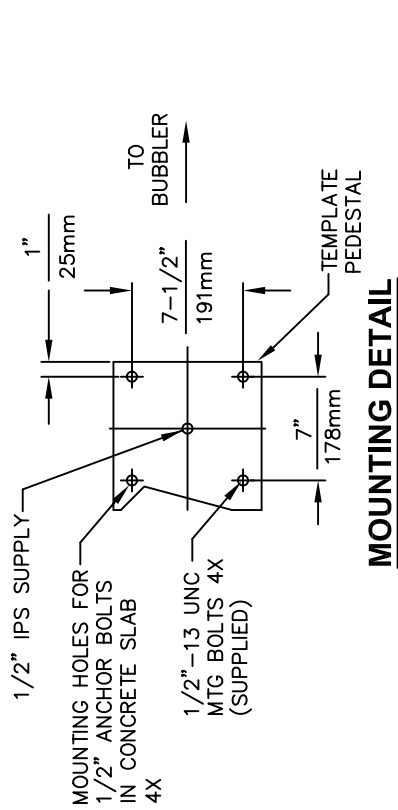


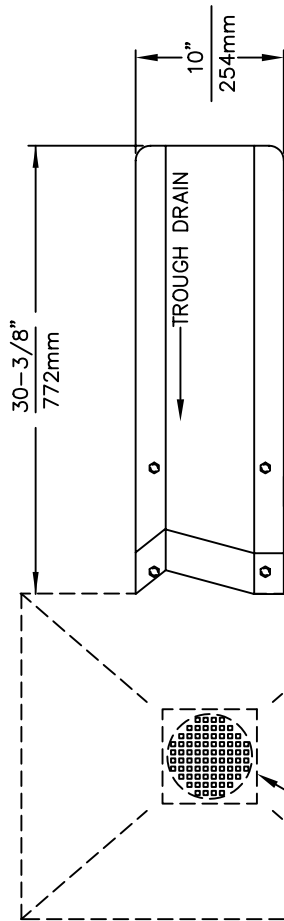
THIS DOCUMENT IS TRUE AND CORRECT AT TIME OF PUBLICATION. CONTINUED PRODUCT IMPROVEMENTS MAKE SPECIFICATIONS AND MEASUREMENTS SUBJECT TO CHANGE WITHOUT NOTICE.



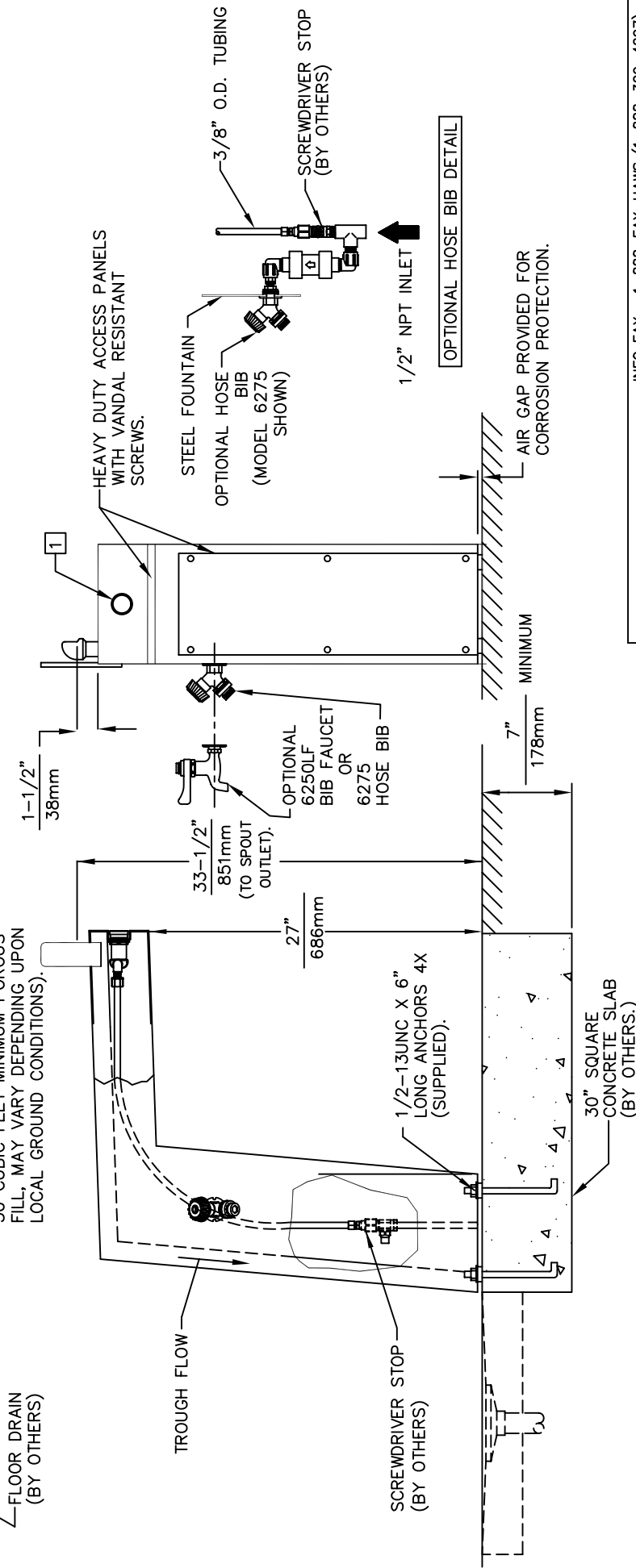
MOUNTING DETAIL

IMPORTANT: ATTENTION INSTALLER

USE CARE TO AVOID KINKS WHEN ROUTING SUPPLY LINE TO VALVE AND FROM VALVE TO BUBBLER



SLOPE CONCRETE TO FLOOR TYPE SEWER DRAIN (OR POROUS FILL DRAIN PIT IF DESIRED. RECOMMEND 30 CUBIC FEET MINIMUM POROUS FILL, MAY VARY DEPENDING UPON LOCAL GROUND CONDITIONS).



NOTES:

- 1 REFER TO 5874/VRK5874 OPERATION AND MAINTENANCE MANUAL FOR PUSH BUTTON AND VALVE INSTALLATION/MAINTENANCE INSTRUCTIONS.

INFO FAX : 1-888-FAX-HAWS (1-888-329-4297)
 1455 Kleppe Ln, Sparks NV, 89431
 Phone: 775-359-4712 Fax: 775-359-7424
 Haws Ag, Bachweg 3, CH-3401 Burgdorf Switzerland
 Haws Mfg Pte Ltd 74 Sungai Kadut Loop Singapore 729531
 e-mail: Haws@hawsco.com website: www.hawsco.com

FOR NO.:	ECN: 4166	REV:	3202/3202G
DATE:	11/01	BY:	
APPROVED:		DATE:	
SCALE:	1:1	INFO FAX DOC #:	23202/32024
DRAWING TYPE:		INSTALLATION/FABRICATION	
NO.	000007	REV.	09312A00
SIZE:	A	SHEET:	1 OF 1