

NOTE:

1. SEE SHEET 2 OF 3 FOR UNIT CONFIGURED WITH 6519FR FREEZE VALVE.

WITH 6518FR VALVE ASSEMBLY  
SEE SHEET 3 OF 3 FOR DETAILS

1455 KLEPPE LANE  
SPARKS, NEVADA 89431  
(775) 359-4712 FAX (775) 359-1424  
E-MAIL: HAWS@HAWS.CO.COM  
WEBSITE: WWW.HAWS.CO.COM

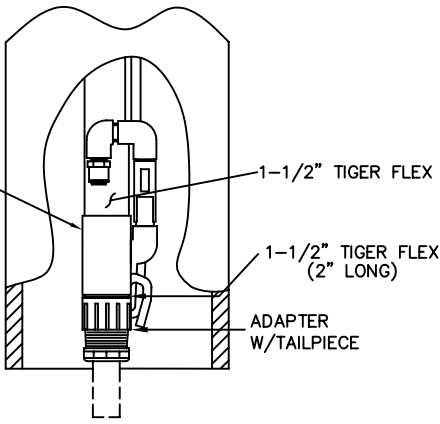
**Haws Corporation**

MODEL(S): 3121FR/3121.6519FR  
DRAWN: HAW  
DATE: 09/20/02  
CJL  
APPROVED: DATE: DRAWING TYPE: INSTALLATION/FABRICATION  
SCALE: 1:1  
SHEET: 1 OF 3

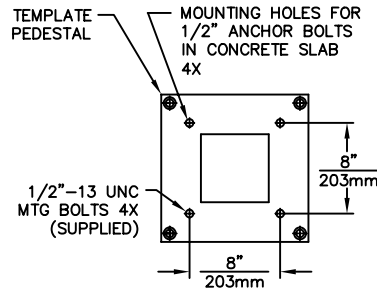
THIS DOCUMENT IS TRUE AND CORRECT AT TIME OF PUBLICATION. CONTINUED PRODUCT IMPROVEMENTS MAKE SPECIFICATIONS AND MEASUREMENTS SUBJECT TO CHANGE WITHOUT NOTICE.

©2009 Haws Corporation - All Rights Reserved HAWS® and other trademarks used in these materials are the exclusive property of Haws Corporation.

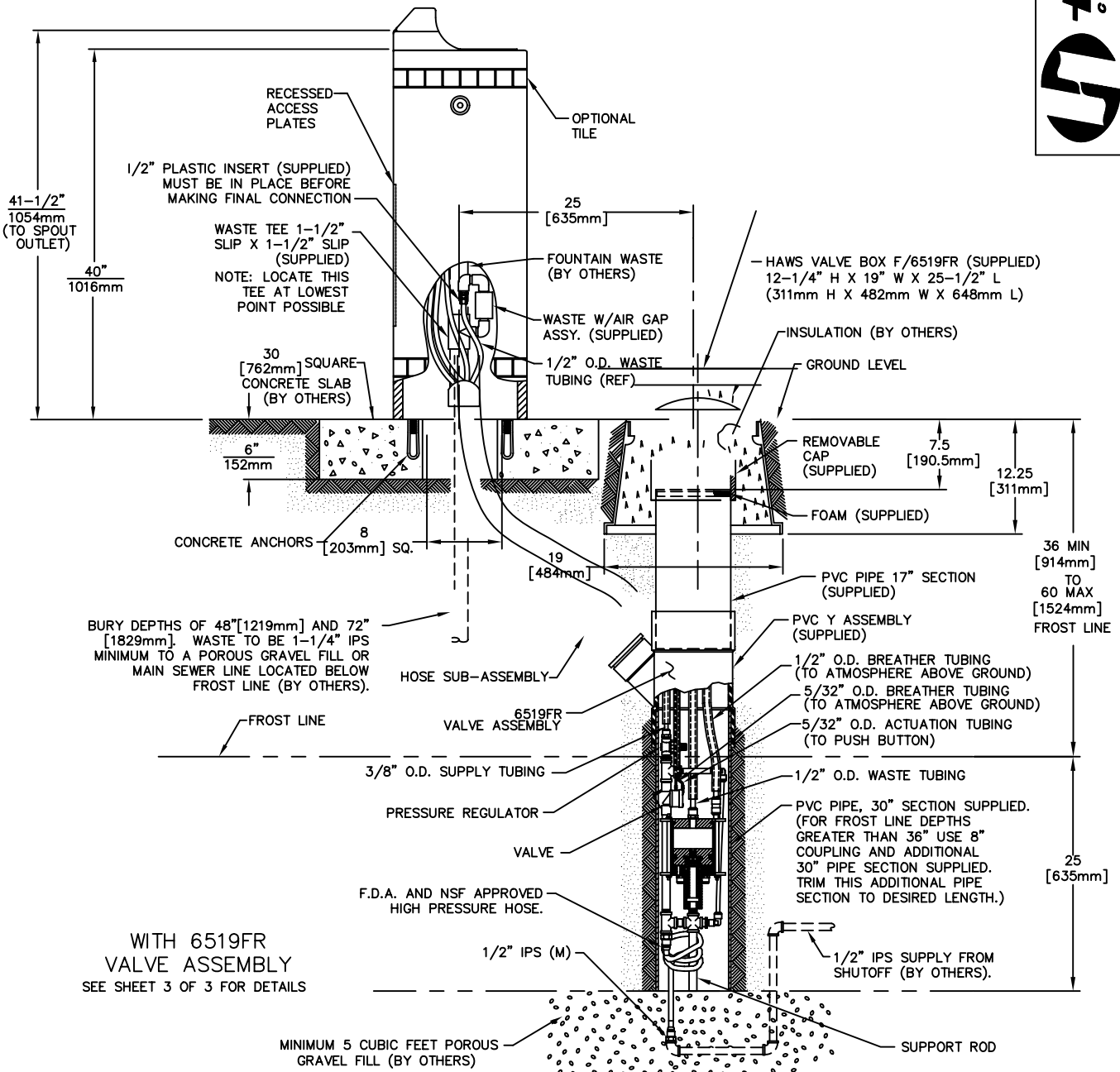
WASTE TEE 1-1/2" SLIP X 1-1/2" SLIP (SUPPLIED)  
**LOCATE THIS TEE AT LOWEST POINT POSSIBLE**



**WASTE W/AIR GAP ASSY. DETAIL**



**MOUNTING DETAIL**



WITH 6519FR VALVE ASSEMBLY  
SEE SHEET 3 OF 3 FOR DETAILS

1455 KLEPPE LANE  
SPARKS, NEVADA 89431  
(775) 359-4712 FAX (775) 359-1424  
E-MAIL: HAWS@HAWSCO.COM  
WEBSITE: WWW.HAWS.CO.COM

MODEL(S): 3121FR/3121.6519FR  
INFO FAX DOC #: 2312137/23121937  
SCALE: 1:17 DRAWING TYPE: INSTALLATION/FABRICATION

REV:	7
DATE:	02/13/06
BY:	LHM
CHKD:	LHM
DATE:	02/13/06
APPROVED:	

0002077064.D  
10386C00  
SHEET 2 OF 3

THIS DOCUMENT IS TRUE AND CORRECT AT TIME OF PUBLICATION. CONTINUED PRODUCT IMPROVEMENTS MAKE SPECIFICATIONS AND MEASUREMENTS SUBJECT TO CHANGE WITHOUT NOTICE.

©2009 Haws Corporation - All Rights Reserved HAWS® and other trademarks used in these materials are the exclusive property of Haws Corporation.

7/8 OD INSULATING TUBING  
(MUST COVER ENTIRE SUPPLY  
TUBING, FROM BUBBLER TO  
FREEZE VALVE, TRIM TO FIT)

3/8 OD VINYL SUPPLY TUBING  
(CONNECT TO BUBBLER TUBING WITH  
SUPPLIED UNION, TRIM TO FIT)

PRESSURE REGULATOR

VALVE

1/2" O.D. WASTE TUBING  
(TO AIR GAP ASSY)  
(LABEL D)

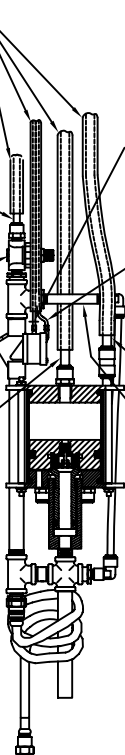
5/32" O.D. BREATHER TUBING  
(TO ATMOSPHERE  
ABOVE GROUND)  
(LABEL C)

5/32" O.D. ACTUATION TUBING  
(TO PUSH BUTTON)  
(LABEL B)

1/2" O.D. BREATHER TUBING  
(TO ATMOSPHERE  
ABOVE GROUND)  
(LABEL E)

USE THIS NIPPLE AS  
A HOOKING POINT FOR  
ROD (SUPPLIED) WHEN  
LIFTING OR LOWERING  
VALVE INTO CASING

CAUTION: VALVE ASSEMBLY  
MUST BE KEPT VERTICAL AT  
ALL TIMES. USE TEMPORARY  
STAND PROVIDED UNTIL VALVE  
INSTALLATION IS FINALIZED.



### 6519FR FREEZE VALVE DETAIL

(3 WAY DIVIDER W/TUBING AT  
BASE NOT SHOWN FOR CLARITY)



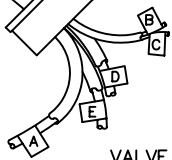
1455 KLEPPE LANE  
SPARKS, NEVADA 89431  
(775) 359-4712 FAX (775) 359-1424  
E-MAIL: HAWS@HAWS.CO.COM  
WEBSITE: WWW.HAWS.CO.COM

REV:	7
DATE:	10/27/06
BY:	HJM
CHKD:	HJM
APPV:	HJM
MODEL(S):	3121FR/3121.6519FR
INFO FAX DOC #:	2312137/23121937
SCALE:	1:1
DRAWING TYPE:	INSTALLATION/BACK
SHEET:	3 OF 3

THIS DOCUMENT IS TRUE AND CORRECT AT TIME OF PUBLICATION. CONTINUED PRODUCT IMPROVEMENTS  
MAKE SPECIFICATIONS AND MEASUREMENTS SUBJECT TO CHANGE WITHOUT NOTICE.



HOSE SUB-ASSEMBLY  
(DO NOT ALLOW ANY LOW SPOTS  
IN TUBING AFTER FINAL ASSEMBLY)

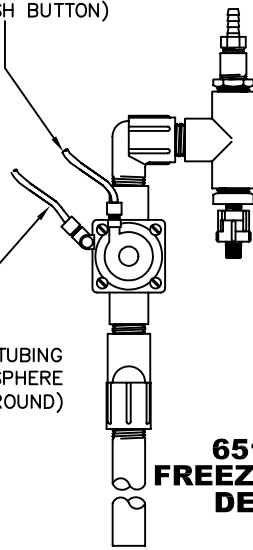


VALVE CONNECTIONS  
(SEE VALVE DETAIL)

FOUNTAIN CONNECTIONS  
(FOLLOW INSTRUCTIONS ON LABELS)

ACTUATION TUBING  
(TO PUSH BUTTON)

BREATHER TUBING  
(TO ATMOSPHERE  
ABOVE GROUND)



### 6518FR FREEZE VALVE DETAIL