


## FEATURES & BENEFITS

### MOUNTING

Heavy duty 3/16" (.47 cm) steel pre-drilled and threaded on-wall mounting plate along with all-thread studs and hardware

### OPTIONS

For more information, visit [www.hawesco.com](http://www.hawesco.com) or call (888) 640-4297.

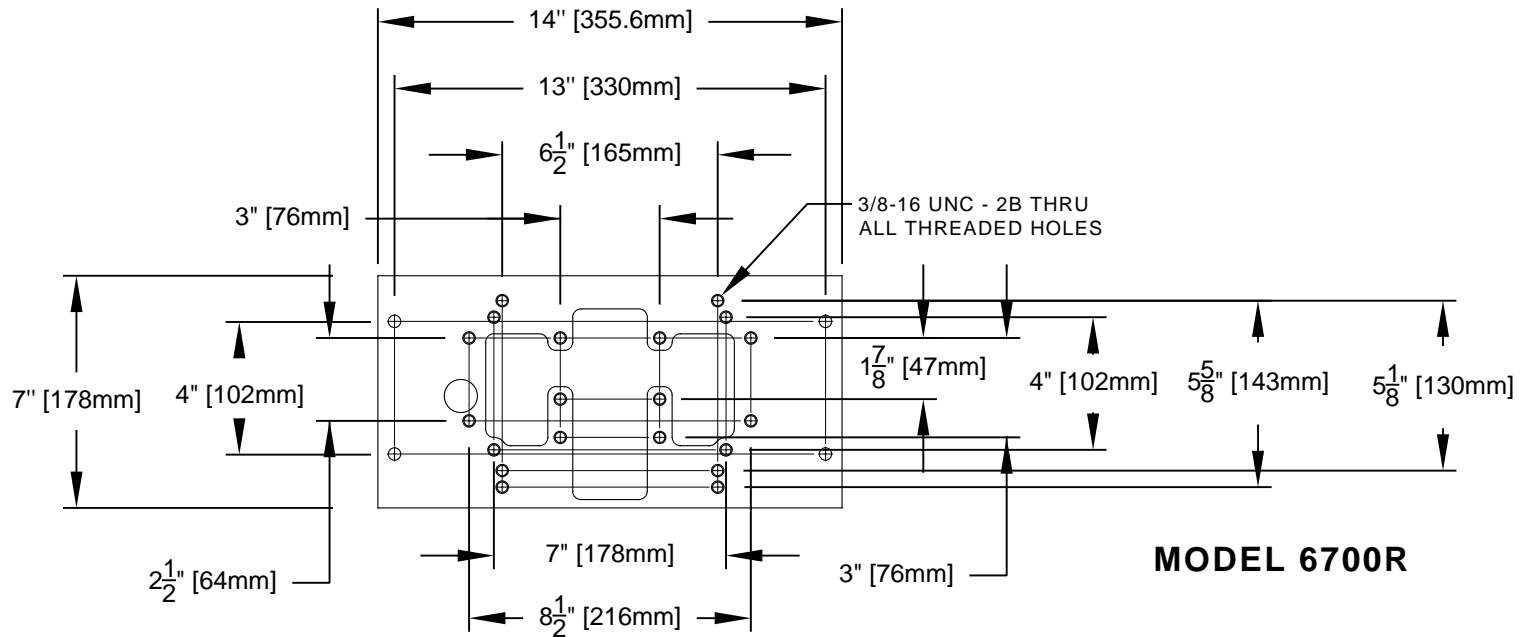
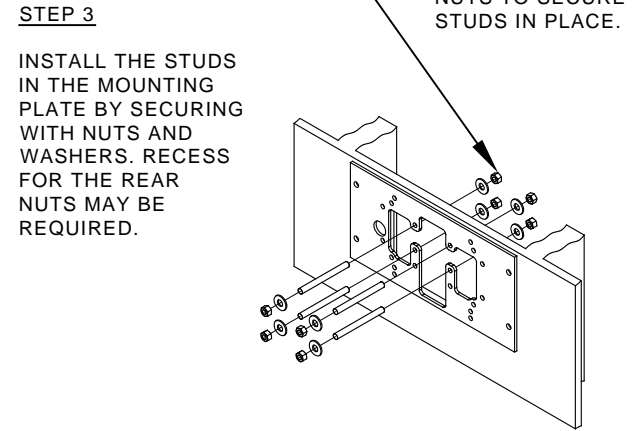
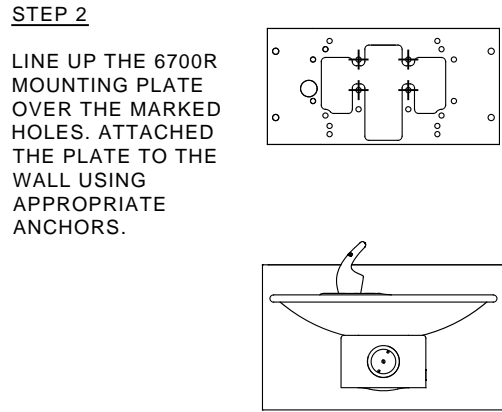
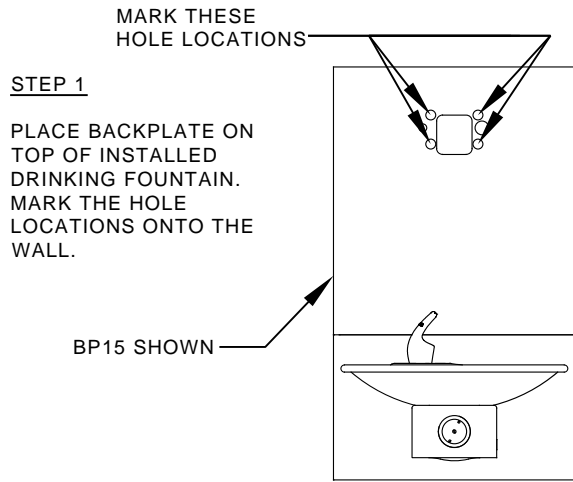


## SPECIFICATIONS

Model 6700R on-wall 3/16" thick steel mounting plate is stronger and thicker than any other plate in the industry. It is designed to aid the installation for and support of the 1920 series bottle filler on an existing wall. Plate is to be mounted on the surface of a finished wall and is concealed behind optional (or supplied) back panel. Measurements are 14" W x 7" H x 3/16" (35.6 x 17.8 x .47 cm). For new construction installs, see model 6700.

## APPLICATIONS

THIS DOCUMENT IS TRUE AND CORRECT AT TIME OF PUBLICATION. CONTINUED PRODUCT IMPROVEMENTS MAKE SPECIFICATIONS AND MEASUREMENTS SUBJECT TO CHANGE WITHOUT NOTICE.



**NOTES:**

1. WHEN INSTALLING THIS UNIT, LOCAL, STATE OR FEDERAL CODES SHOULD BE ADHERED TO.
2. FOR CONCRETE/MASONRY WALLS, DO NOT INSTALL THE MOUNTING PLATE ON THE SAME SIDE OF WALL AS FOUNTAIN/BOTTLE FILLER. CALL TECHNICAL SUPPORT IF THERE ARE ANY QUESTIONS AS TO HOW TO OBTAIN A PROPER ANCHOR IN CONCRETE/MASONRY WALL. 1-800-766-5612

		1455 KLEPPE LANE SPARKS, NEVADA 89431 (775) 359-4712 FAX (775) 359-7424 E-MAIL: HAWS@HAWSCO.COM WEBSITE: WWW.HAWSCO.COM	
		ECN NO. 5081 DRAWN: MJ APPROVED: FV	REVISED PER: ECN: 5172 DATE: 06/27/16 DATE: 02/27/17
PART NUMBER 0510000492.D			REVISION 2
SCALE: 1:1		DRAWING TYPE: INSTALLATION	SIZE: A SHEET 1 OF 1