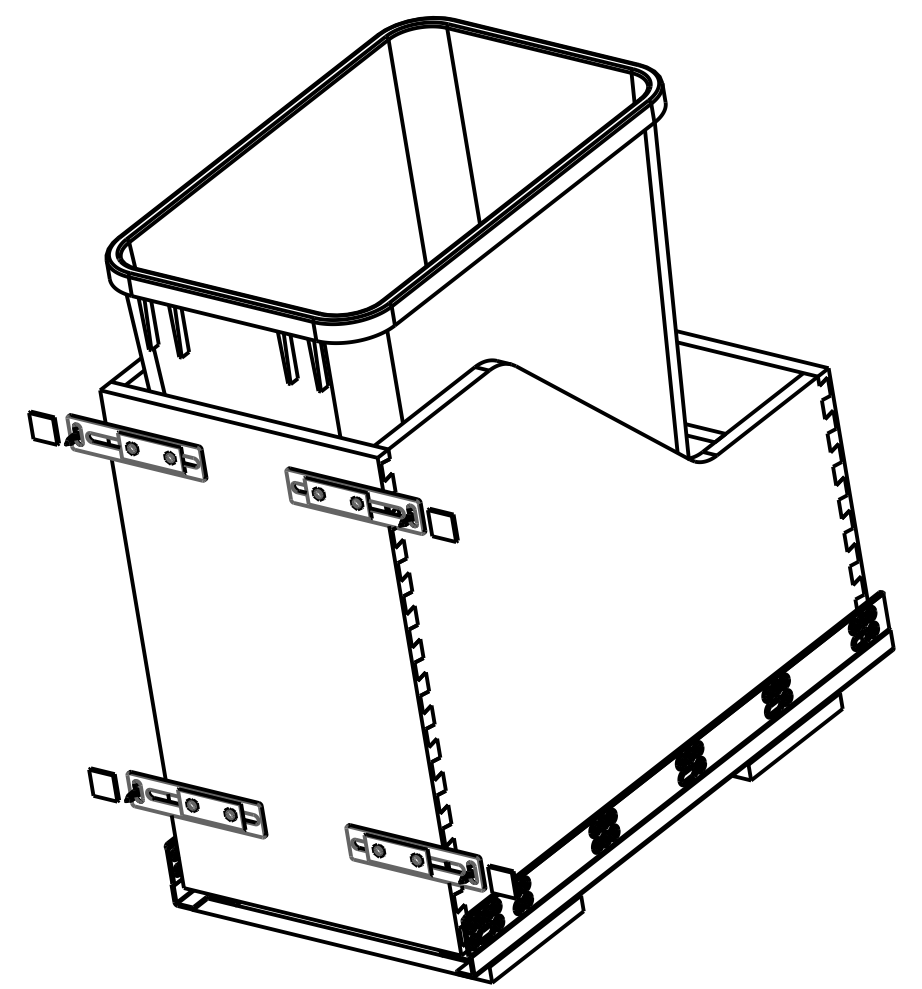
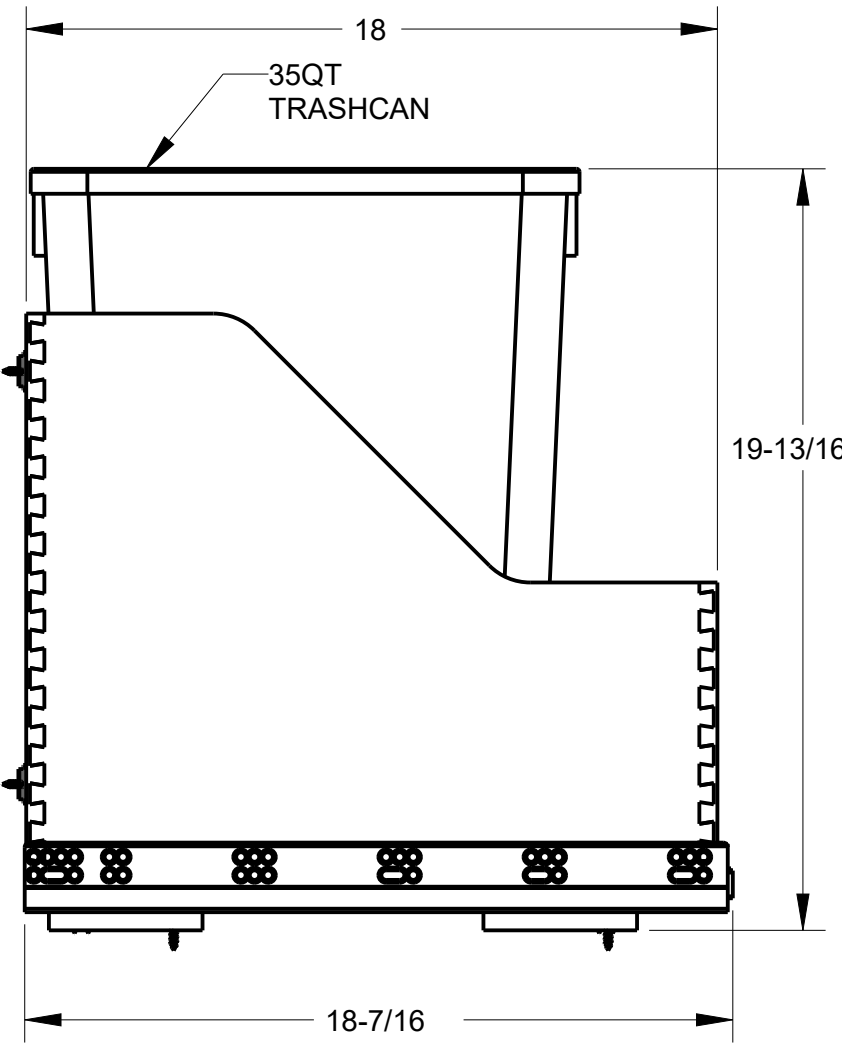
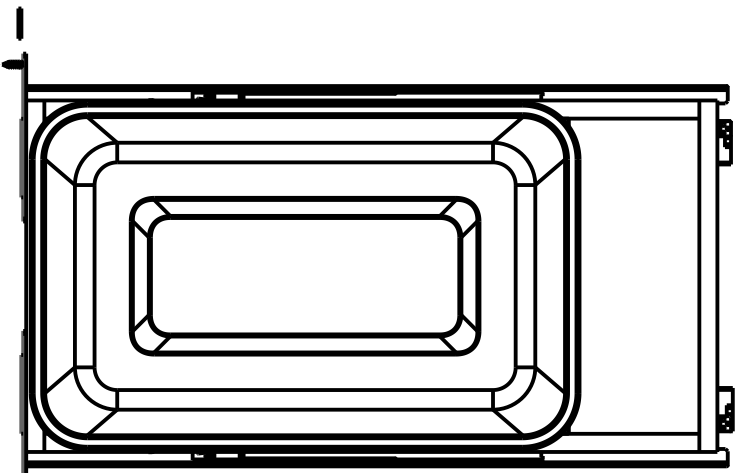
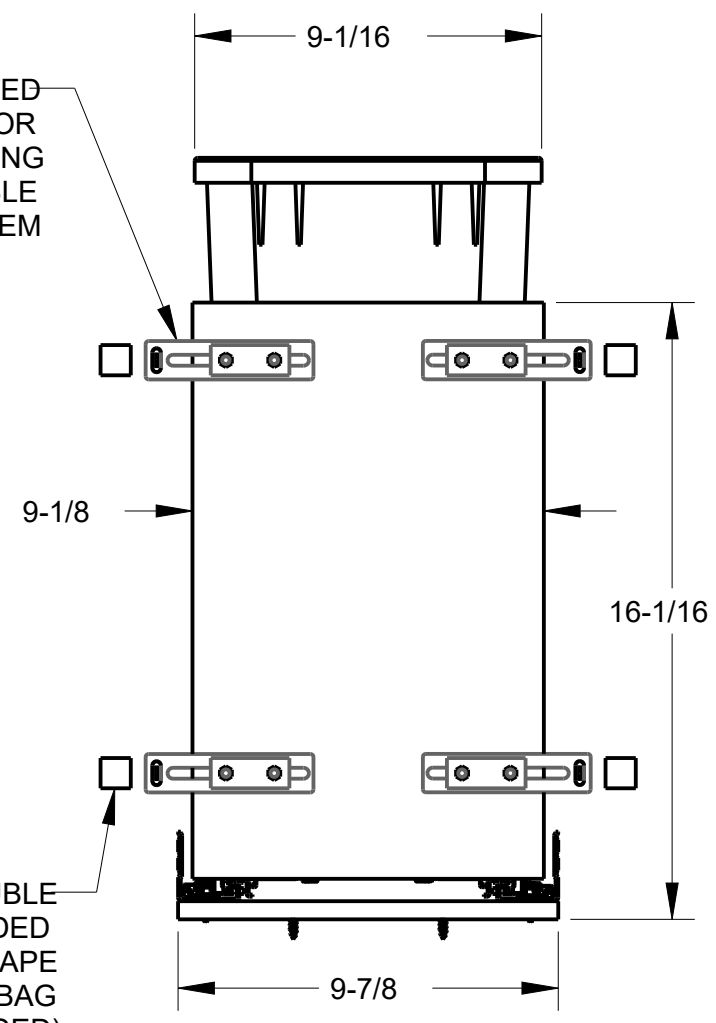


8 7 6 5 4 3 2 1

F E D C B A

PATENTED
6 WAY DOOR
MOUNTING
ADJUSTABLE
SYSTEM



HR ITEM NUMBER	PRODUCT DESCRIPTION
CDM-WBMS35VB	SINGLE 35QT BOTTOM-MT VANITY TRASH DOOR MOUNT PULLOUT, BLACK
CDM-WBMS35VWH	SINGLE 35QT BOTTOM-MT VANITY TRASH DOOR MOUNT PULLOUT, WHITE
CDM-WBMS35VG	SINGLE 35QT BOTTOM-MT VANITY TRASH DOOR MOUNT PULLOUT, GREY



HARDWARE RESOURCES RESERVES THE RIGHT TO CHANGE SPECIFICATIONS WITHOUT NOTICE. IN CASE OF A DISCREPANCY, ACTUAL PART GEOMETRY SUPERSEDES THIS DOCUMENT.

THE INFORMATION CONTAINED WITHIN THIS DRAWING IS THE SOLE PROPERTY OF HARDWARE RESOURCES INC. ANY REPRODUCTION IN PART OR WHOLE WITHOUT WRITTEN PERMISSION OF HARDWARE RESOURCES INC. IS PROHIBITED.

DOCUMENT STATUS Released	
UNLESS OTHERWISE SPECIFIED DIMENSIONS ARE IN INCHES (IN)	
MATERIAL WHITE BIRCH	FINISH UV COATING
THIRD ANGLE PROJECTION	DATE 28FEB2023

DESCRIPTION		
SINGLE 35QT BOTTOM-MT VANITY TRASH DOOR MOUNT PULLOUT		
DRAWING NUMBER CDM-WBMSV12		REV A
SIZE A3	SCALE 0.200	SHEET 1 / 1

8 7 6 5 4 3 2 1

A A