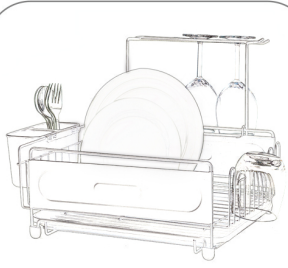


# happimess

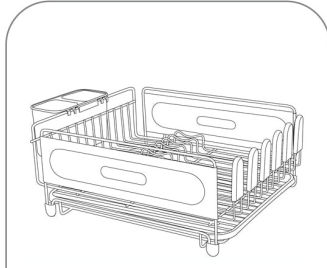
ITEM#: DSH1000A

Installation Manual

## Components



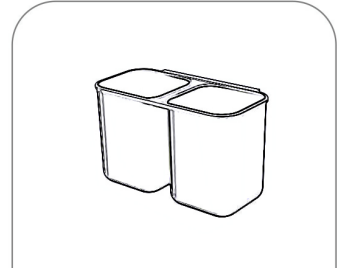
Overall



Main frame



Wine glass holder



Cutlery box

## Installation Guide ①

### Step 1:

Hang the cutlery box on the outside of the main frame.


- Pull-out water tray, any direction, more convenient for draining.



## Installation Guide ②

### Step 2:

Stuck the wine glass holder to the main frame at both ends .



### TIPS

The end of the wine glass holder needs to be stuck into the shelf for better stability .