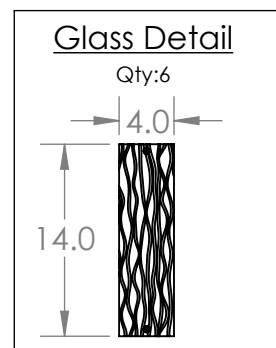
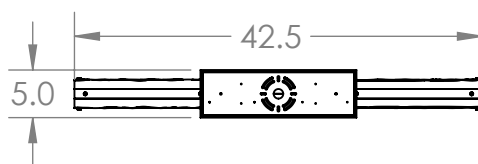




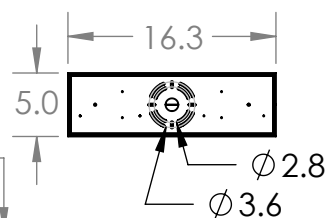
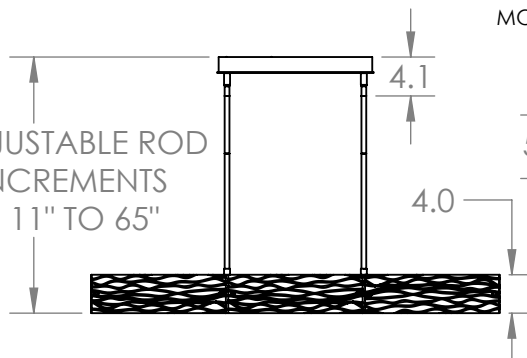
Linea

Tidal



**Mounting Detail**  
MOUNTS TO BUILDING STRUCTURE


OAH ADJUSTABLE ROD  
IN 3" INCREMENTS  
FROM 11" TO 65"



## PRODUCT DESCRIPTION

Luxuriously thick artisan cast crystal glass provides a canvas for intriguing textures that beautifully reflect and refract light in the Tabulo Linear Chandelier. Each glass panel weighs over five pounds. Tabulo lighting is illuminated with 93+ CRI integrated LED.

SCAN FOR MORE  
INFORMATION



## PRODUCT SPECIFICATION

Construction: Aluminum Body & Canopy, Cast Glass

Finish Options:  BS  MB  FB  GB  CS  GP  BB  NB  SN  GM  RB  HB

Glass Options: Clear Cast Glass

Suspension Method: Ceiling Mount

Weight(lbs.): 40

UL Rating: Indoor/Dry

Top Diffuser: Cast Glass

Bottom Diffuser: Cast Glass

Light Source: LED

Electrical Qty: 3

Wattage (Watts): 5.6

Voltage (Volts): 120

Source Lumens: 700

Dimming: Forward/Reverse Phase to 1%

CCT: 2700k or 3000K

Driver Quantity & Location: UPDATE, In Driver

CRI: 93+

Power Factor: >0.9

### GENERAL NOTES:

All dimensions are shown in inches unless otherwise stated.

Visit [studio.hammerton.com](http://studio.hammerton.com) to read about our Lifetime Limited Warranty.

This product may use mixed materials like steel and aluminum in its construction. Transparent finishes may vary between steel and aluminum.

All Hammerton fixtures are handcrafted by artisans. Subtle imperfections reflect the mark of the artisan and should be expected in any handcrafted product. Dimensions may vary up to 7/8".

© Copyright 2022. All rights in design, detail or invention of this drawing are reserved as the property of Hammerton. Any imitation or adaptation without written consent is strictly prohibited.  
Hammerton Inc. 217 Wright Brothers Dr. Salt Lake City, UT 84116 (801)973-8095 | [studio.hammerton.com](http://studio.hammerton.com) | [info@hammerton.com](mailto:info@hammerton.com)