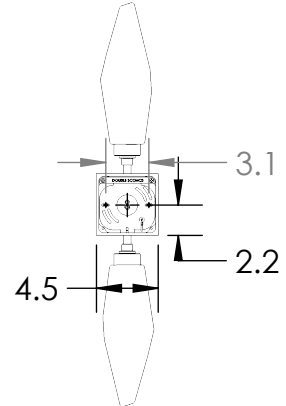
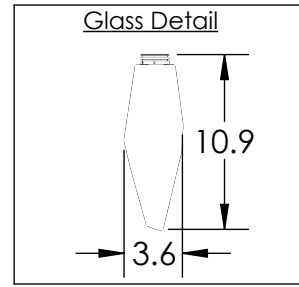
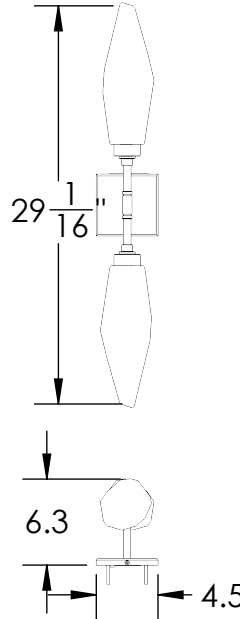


All dimensions are shown in inches unless otherwise stated.



Mounting Method: J-Box Wall Mount
Minimum J-Box size requirement is 4" W 4" H 1.5" D

PRODUCT DESCRIPTION

A versatile wall lighting solution that suits a range of interior styles, this 29" tall sconce features two 'Rock Crystal' artisan blown glass shades with metalwork detail and a backplate that can be mounted horizontally or vertically. Integrated LED light illuminates each glass shade without the distraction of a filament bulb. Offered in four glass colors and eight finishes. Choose 2700 or 3000K CCT integrated LED.

PRODUCT SPECIFICATION

- Construction: Aluminum Body, Blown Glass
- Finish Options: FB GB GM HB MB BS RB SN
- Glass Options: SG CS BG AG
- Suspension Method: Wall Mount
- Weight(lbs.): 4.5LBS
- UL Rating: Dry
- Top Diffuser: Closed Glass
- Bottom Diffuser: Closed Glass
- Light Source: DC LED
- Electrical Qty: 2
- Wattage (Watts):6
- Voltage (Volts): 120 V
- Source Lumens: 466
- Dimming: Forward/Reverse Phase to 1%
- CCT: 2700K or 3000K
- Driver Quantity & Location: 1, In J-Box
- CRI: 93+
- Power Factor: >0.9

*Coastal Metallic options are available upon request and are required for installations located within 10 miles of the ocean.

SCAN FOR MORE INFORMATION

Notes:

GENERAL NOTES:

Visit studio.hammerton.com to read our Lifetime Limited Warranty. This product may use mixed materials like steel and aluminum in its construction. Translucent finishes may vary between steel and aluminum. All Hammerton fixtures are handcrafted by artisans. Subtle imperfections reflect the mark of the artisan and should be expected in any handcrafted product. Dimensions may vary up to 7/8".

Rev(B) 1/16/2023