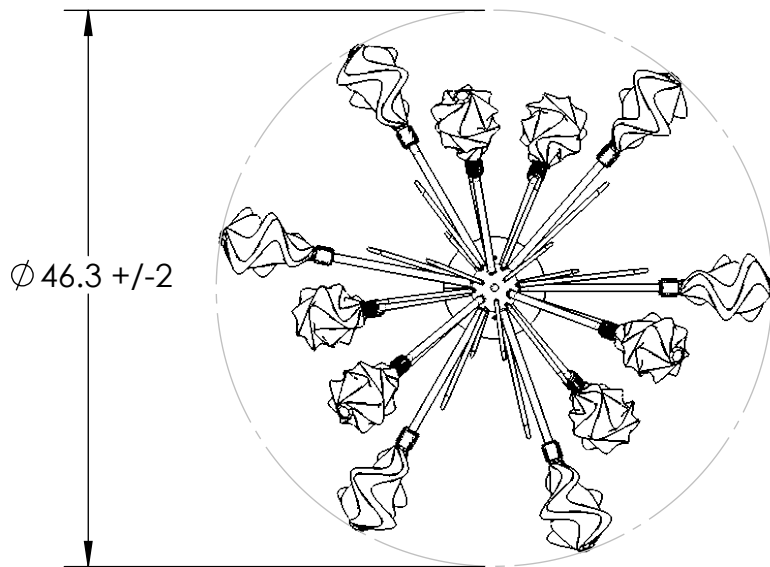
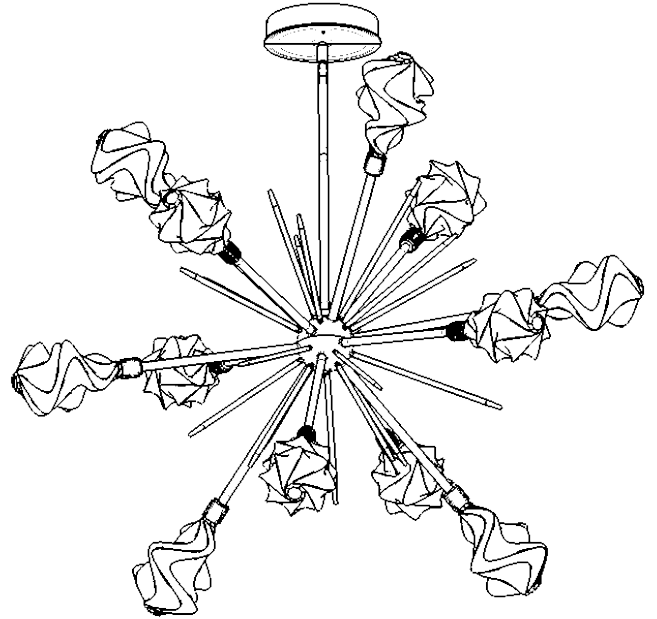
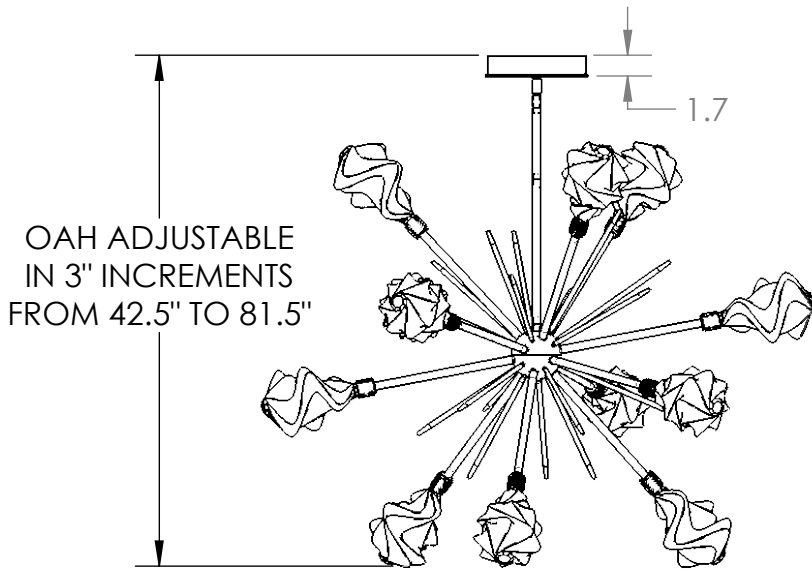


Collection: BLOSSOM

Product #: CHBOO59-0B



Visit [hammertonstudio.com](http://hammertonstudio.com) for product options and specifications.

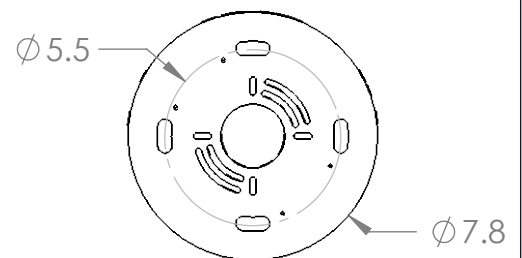
12/18/2018 (A)

Mounting Packet: S	Weight(lbs.): 55	Electrical Type: LED	CCT: 2700 K
UL Location: DRY		Elec. Qty: 12	Wattage: 16
Finish: SEE WEB SITE FOR OPTIONS		Source Lumens: Up: 783	Down: 783
Top Diffuser: CLOSED GLASS		Dimmable: Forward/Reverse Phase To 1%	
Bottom Diffuser: CLOSED GLASS		CRI: 93+	Power Factor: >0.9

All fixtures created by Hammerton are handcrafted by artisans. Dimensions may vary up to 7/8".

© Copyright 2018. All rights in design, detail or invention of this drawing are reserved as the property of Hammerton. Any imitation or adaptation without written consent is strictly prohibited.

### Mounting Detail



MOUNTS TO BUILDING STRUCTURE