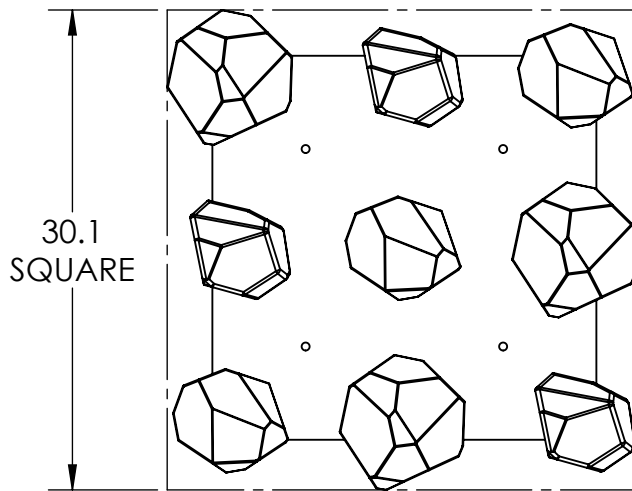
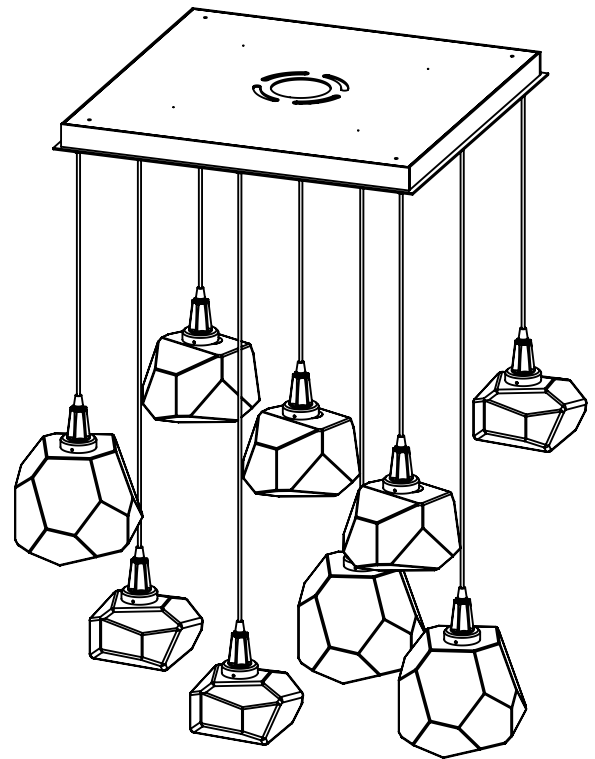
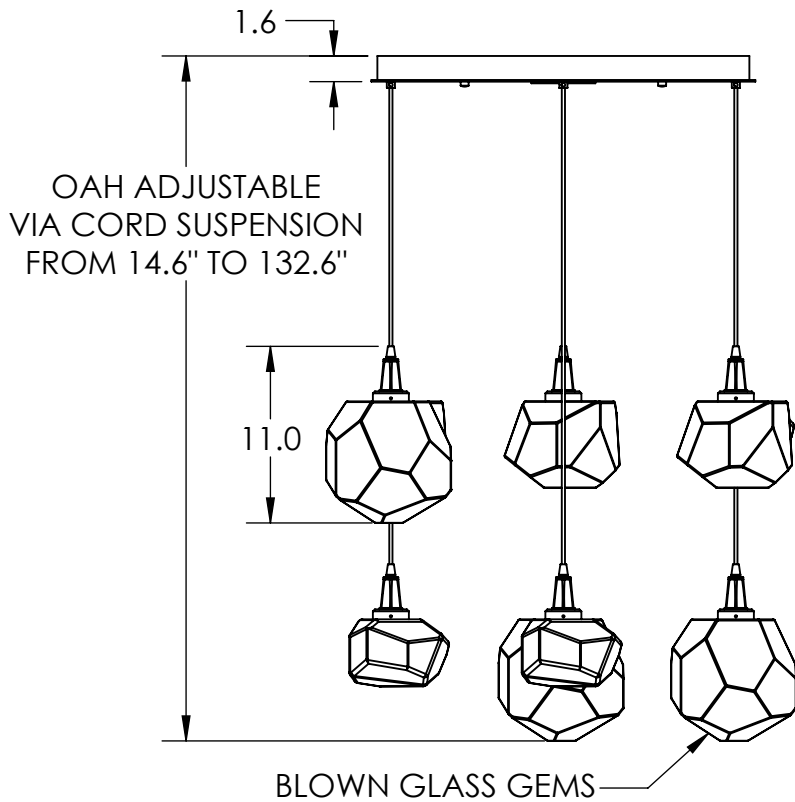


Collection: GEM

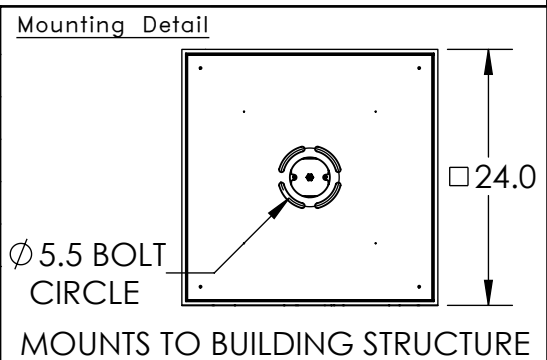
Product #: CHB0039-09



Visit hammertonstudio.com for product options and specifications.

(A)
1/13/2016

Mounting Packet: R	Electrical Type: LED	CCT: 2700 K	
Approximate lbs.: 58	Bulb Qty: 9	Wattage: 47	Voltage: 120
Finish: SEE WEB SITE FOR OPTIONS	Source Output: 3080lm		
Diffusers Top: Closed / Bottom: Glass	Forward/Reverse Phase Dimmable To 1%		
UL Location: DRY	CRI: 90+	Power Factor: >0.9	



All fixtures created by Hammerton are handcrafted by artisans. Dimensions may vary up to 7/8".

© Copyright 2015. All rights in design, detail or invention of this drawing are reserved as the property of Hammerton. Any imitation or adaptation without written consent is strictly prohibited.

Hammerton Inc. 217 Wright Brothers Dr. Salt Lake City, UT 84116 (801)973-8095