



**Recessed Cooler**

MODEL:  HBW8A-Q  HBW-L/R (Less Refrigeration)



These water coolers are certified to NSF/ANSI 61 and 372.

**GENERAL**

Self-contained, electric refrigerated, simulated-recessed wall-mounted water cooler designed to be easily accessible to able-bodied individuals. Unit is certified to NSF/ANSI 61 and 372, and meets requirements of the Safe Drinking Water Act. Unit provides 50° F water at 80° F inlet water and 90° F ambient.

**CABINET**

Heavy-gauge vinyl clad steel. Resistant to wear, moisture, perspiration, heat, and sunlight. Optional Stainless Steel is available.

**COOLER TOP**

Type 300 series Stainless steel cooler top, with satin finish resists stains. Anti-splash ridge reduces splatter. Contoured to insure proper drainage.

**BUBBLER**

Exclusive one-piece, chrome-plated two-stream mound-building bubbler with non-removable anti-squirt feature and integral hood insures a satisfying drink of water.

**PUSHBUTTON ACTUATION MECHANISM**

Self-closing, vandal-resistant pushbutton does not require grasping or twisting.

**AUTOMATIC STREAM HEIGHT REGULATOR**

Self-closing assembly is located inside unit to prevent tampering. Unit resists corrosion and liming. A constant stream height is automatically maintained under line pressures that vary from 20 to 105 psi.

**INLET STRAINER**

Easily cleaned in-line strainer screen traps particles of 140 microns or larger before they enter the waterway.

**TEMPERATURE CONTROL**

Positive sensing thermostat for controlling temperature of storage tank water. Factory set at 50° F Adjustable ±5° F.

**COOLING COIL**

Tube-Type. Non-pressurized copper water cooling coil. Waterways are certified to NSF/ANSI 61 and 372, far exceeding the requirements of the Safe Drinking Water Act.

**REFRIGERATION SYSTEM**

Hermetically sealed, positive start compressor with lifetime lubrication and built-in overload protection, efficient capillary sizing, large capacity dryer-strainer, and self-lubricated fan cools copper/aluminum condenser. System uses R134A refrigerant. Protected by Halsey Taylor's Limited 5 Year Warranty.

**VENTILATION**

Insure proper ventilation by maintaining 6" (152mm) minimum clearance from cabinet louvers to wall.

**SUGGESTED SPECIFICATIONS**

Shall deliver 8 GPH of 50° F water at 90° F ambient and 80° F inlet water. Shall have stainless steel basin with removable drain strainer. Bubbler shall be two-stream, mound building type. Separate valve and automatic stream regulator shall be mounted within cabinet. Refrigeration system shall employ high efficiency, positive start compressor using R134A, non-pressurized tank with totally encapsulated insulation and be controlled by positive sensing thermostat. The manufacturer shall certify the unit to meet the requirements of NSF/ANSI 61 and 372, and the Safe Drinking Water Act. Unit complies with ARI Standard 1010.

NOTE: Continued product improvement makes specifications subject to change without notice. See Halsey Taylor website for most current spec sheet.



Standard finish is Platinum Vinyl Finishes and Accessories

Optional Finishes (no extra cost)

Slate

Almond

Optional Finishes (extra cost)

Stainless Steel

Optional Accessories (extra cost)

Vandal-Resistant Kit

Water Filter

Easy-Flex™ Bubbler

Trap and service stop not included.

JOB NAME: \_\_\_\_\_  
 \_\_\_\_\_  
 \_\_\_\_\_  
 ENGINEER/CONTRACTOR NAME: \_\_\_\_\_  
 \_\_\_\_\_  
 APPROVAL: \_\_\_\_\_  
 DATE: \_\_\_\_\_

**HBW SIMULATED RECESSED SERIES**

Model No.	GPH Capacity Cooled to 50° F*				Base Rate Cap.	F.L. Amps	Shipping Weight lb.	Rated Watt Usage
	Ambient Air Temp							
	70°F	80°F	90°F†	100°F				
HBW8A-Q	9.6	8.8	7.5	7.2	7.5	4.0	69	370

\* With supply water at 80°F.

† UL listed and complies with ARI Standard 1010



## HBW8A-Q, HBW-L/R

### Simulated Recessed Cooler

(CONTINUED)

#### MOUNTING HEIGHT

Mounting height recommended 40" from basin to floor. May be mounted at any desired height.

#### MOUNTING INSTRUCTIONS

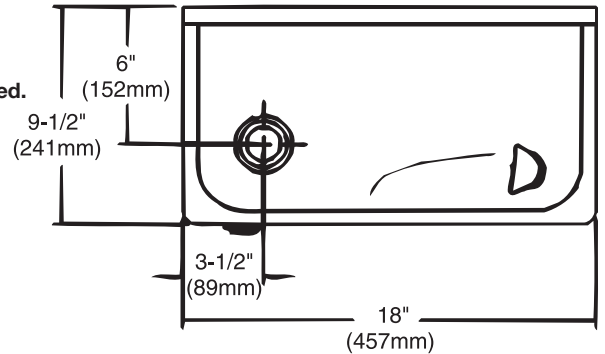
Mount trap and install service stop to building supply line. Anchor hanger brackets securely to wall on all sides. To insure proper engaging of waste line into trap, centerline of trap must be 6 1/4" from wall face. Remove slip nut and gasket from trap and install on waste line tube. Hang cooler on bracket and engage waste line tube into trap inlet. Install 3/8" supply tube to in-line strainer.

Trap and service stop not included.

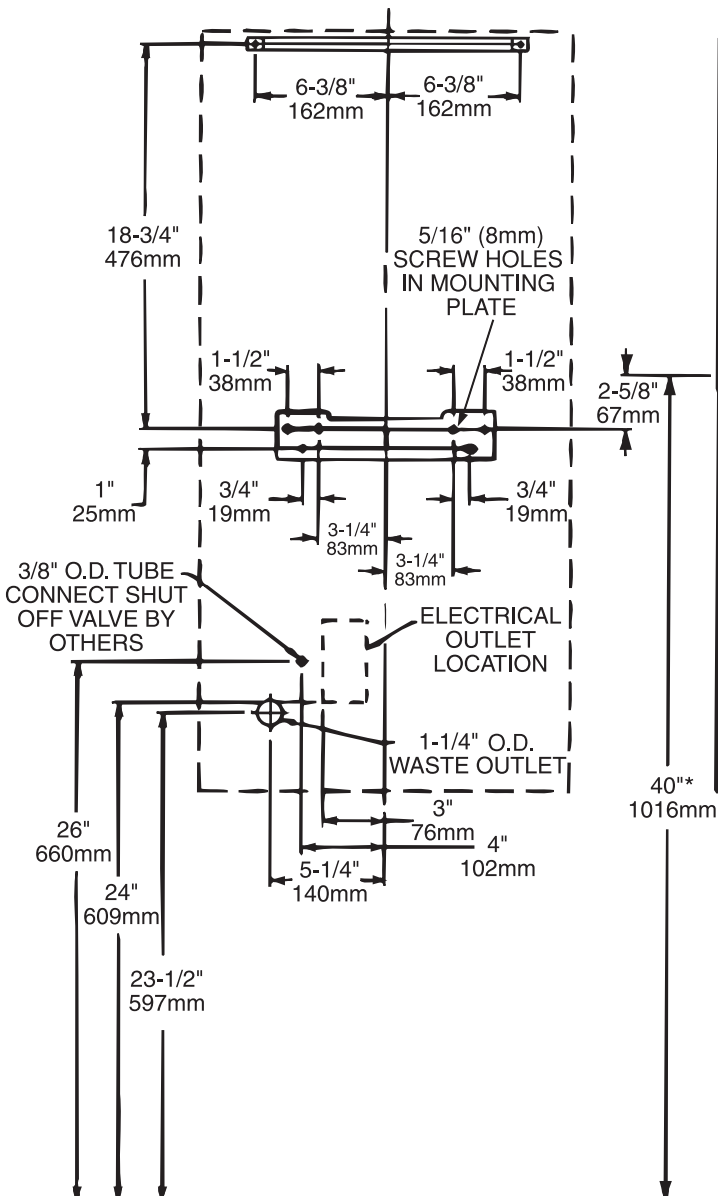
**OPERATING PRESSURES:**  
Supply water-105 psi maximum

**ELECTRICAL**  
Furnished with plug-in, 3-wire grounding type service cord. Standard 120 volt, 60 Hz, single phase. Install 120-volt receptacle, rated at 15-amp minimum, to receive 3-wire parallel blade grounding type male plug.

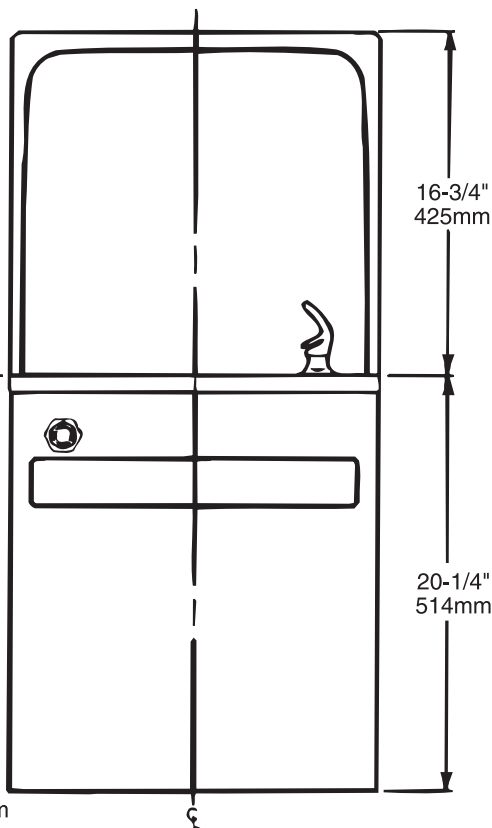
TOP VIEW



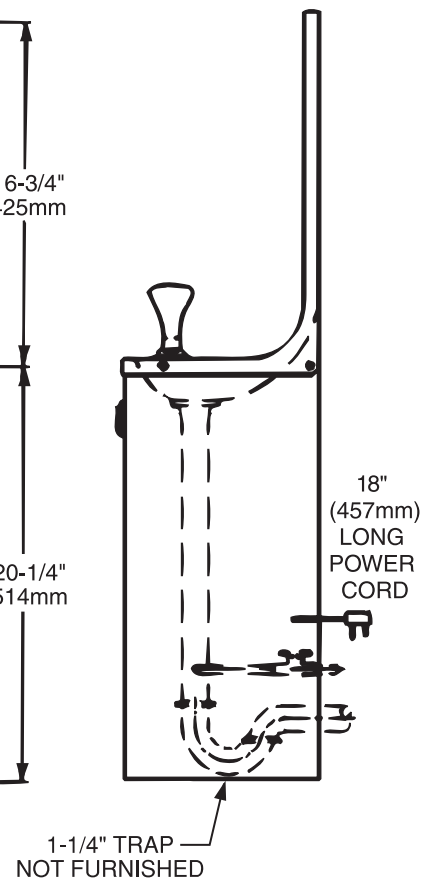
WALL LAYOUT



FRONT VIEW



SIDE VIEW



**IMPORTANT:** INSURE PROPER VENTILATION BY MAINTAINING 4" (102mm) CLEARANCE FROM CABINET LOUVERS TO WALL.

\* RECOMMENDED HEIGHT FOR ADULTS. DECREASE HEIGHT FOR CHILDREN.

*Halsey Taylor*®