


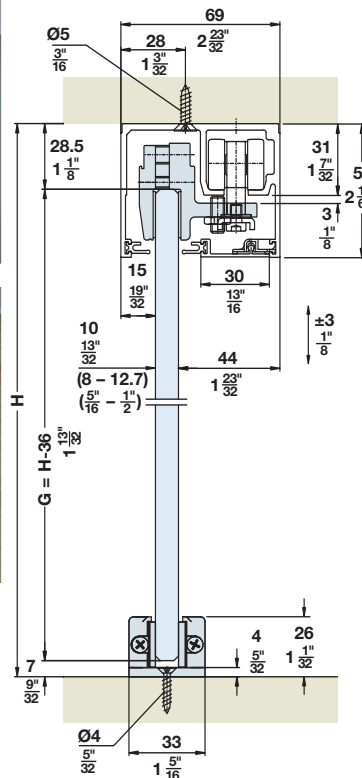
Top Hung System

EKU-Porta 100/GW

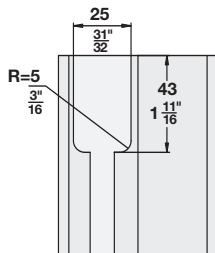
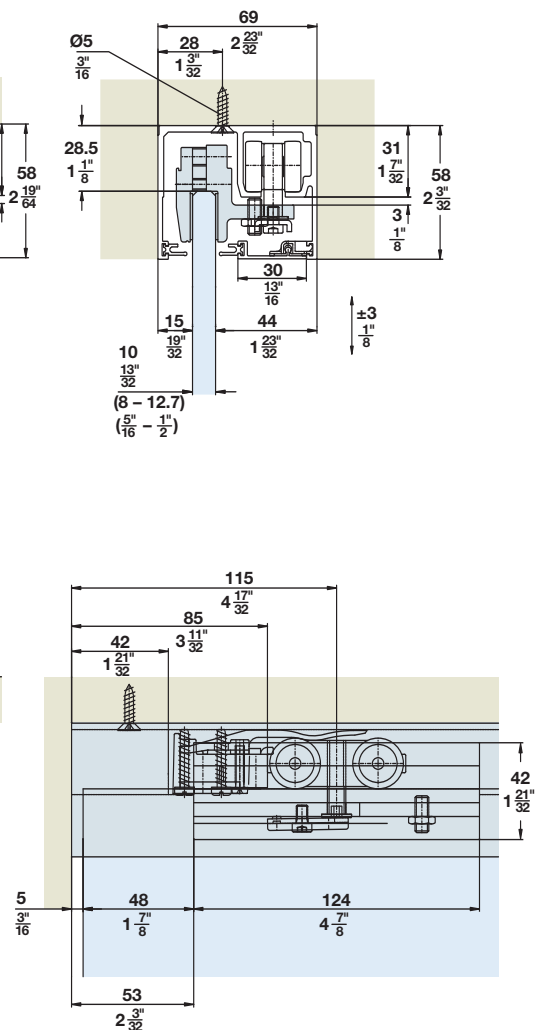
- For 1 sliding glass door
- Smooth quiet operation
- Maintenance-free
- Rattle-free lower guide
- Simple installation
- No glass cut-outs required
- Suitable for tempered and laminated glass
- Maximum door weight: **100 kg** (220 lbs.)
- For glass thicknesses: **8, 10, 12 and 12.7 mm** (5/16", 3/8", 15/32" and 1/2")
- Maximum door height: **2700 mm** (8' 10 5/16")
- Maximum door width: **1600 mm** (5' 3")



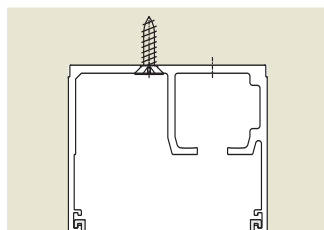
Ceiling Mounted



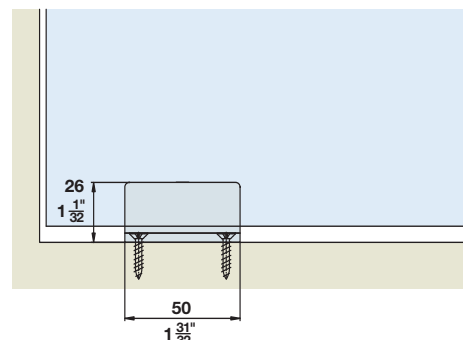
Flush with Ceiling



Cut-out in upper track to insert or remove the running gear and track stopper.





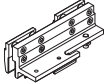
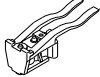



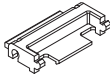

Disposable cover used to protect the inside of the upper track from paint overspray.



Dimensions in mm are exact
Inches are approximate


Top Hung System

EKU-Porta 100/GW

1 set			941.00.005
Consisting of:	Description	Material/Color	Qty.
	Running gear with four ball bearing wheels		2 pcs.
	Suspension bolt, M8 x 35	steel, zinc-plated	2 pcs.
	Clamp shoe, adjustable from 8 – 12.7 mm (5/16" – 1/2")	aluminum, mill finish	2 pcs.
	Track stopper, with adjustable retention spring	plastic, gray	1 pc.
	Track stopper	plastic, gray	1 pc.
	Buffer	rubber, black	1 pc.
	Floor guide, adjustable from 6 – 12.7 mm (1/4" – 1/2")		1 pc.
	Fascia clip	plastic, gray	12 pcs.
	Mounting screws		1 set


Note: • Items are not available separately; use fascia clip every 300 mm (11 13/16")

Upper Tracks, pre-drilled, 69 x 58 mm (2 23/32" x 2 9/32")

	Length	Material	Item No.
	2.5 m (8' 2 7/16")	aluminum, anodized	941.00.425
	3.5 m (11' 5 25/32")	aluminum, anodized	941.00.435
	6.0 m (19' 8 1/4")	aluminum, anodized	941.00.460







Packing: 1 pc.

Clip-on Fascia, 30 x 8 mm (1 3/16" x 21/64")

	Length	Material	Item No.
	2.5 m (8' 2 7/16")	aluminum, anodized	941.00.025
	3.5 m (11' 5 25/32")	aluminum, anodized	941.00.035
	6.0 m (19' 8 1/4")	aluminum, anodized	941.00.060

Packing: 1 pc.

Components

	Description	Material/Color	Packing	Item No.	
	Seal, 20 m (65' 7 13/32")	plastic, black	1 roll	941.00.094	
	Disposable cover, 2.0 m (6' 6 3/4")	plastic	1 pc.	941.00.207	
	Milling jig		1 pc.	941.00.095	
	Wall mounting angle profile, pre-drilled	2.5 m (8' 2 7/16")	aluminum, anodized	1 pc.	941.01.226
		3.5 m (11' 5 25/32")	aluminum, anodized	1 pc.	941.01.236
		6.0 m (19' 8 1/4")	aluminum, anodized	1 pc.	941.01.261
	End cap set for angle profile for tracks up to 2.5 m (8' 2 7/16")	anthracite	1 set	941.00.077	
	Screw set for angle profile for tracks over 2.5 m (8' 2 7/16")		1 set	941.00.078	

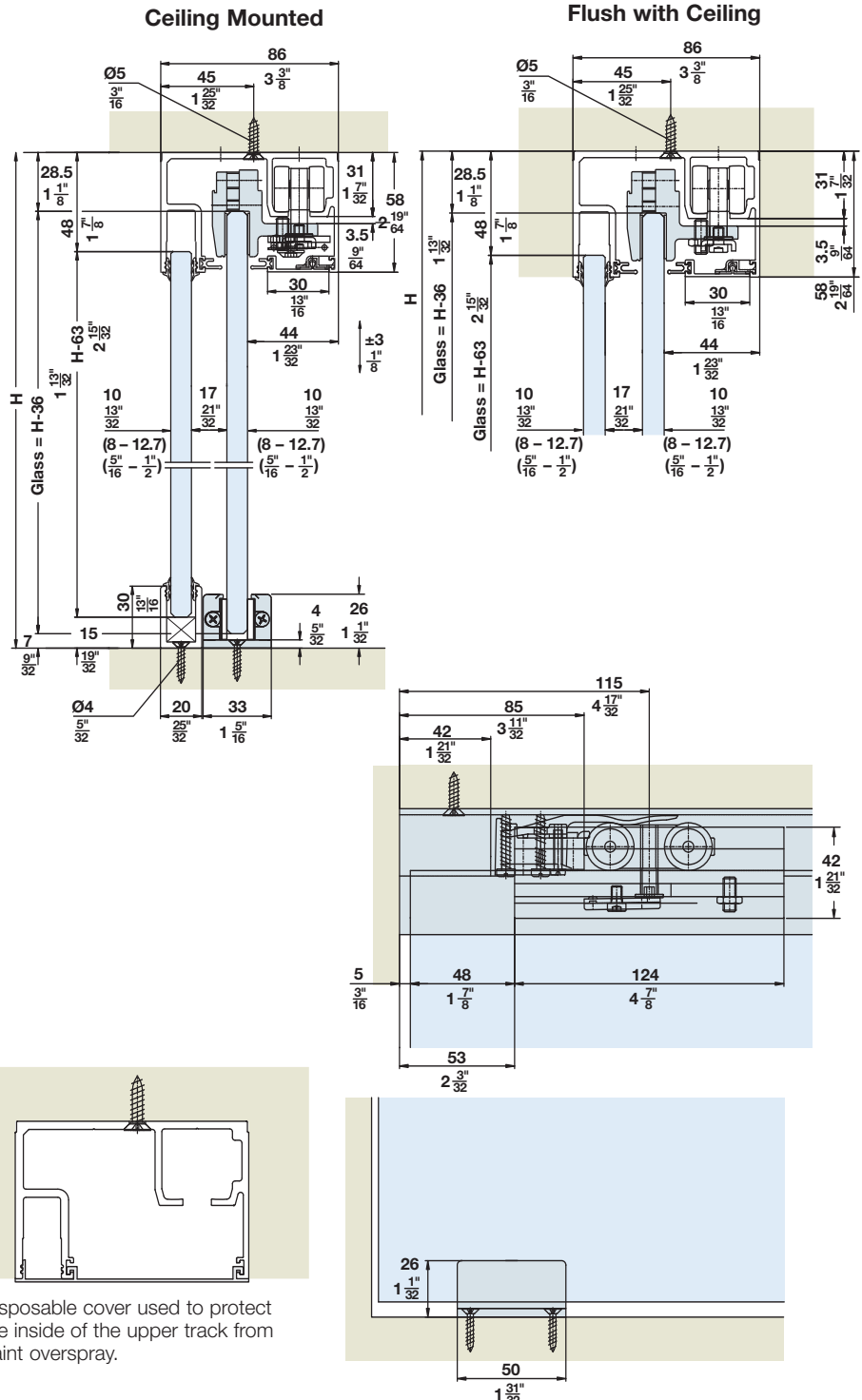
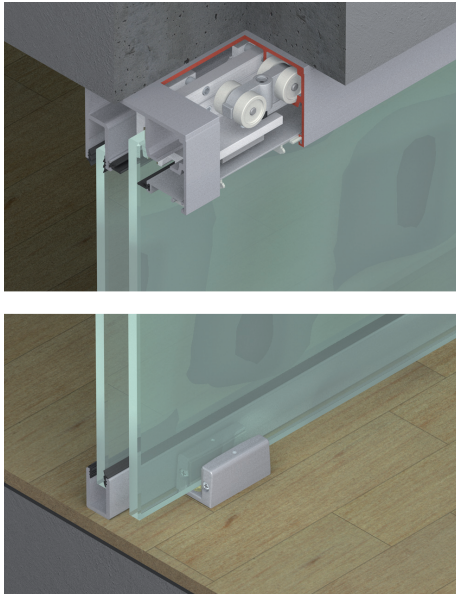
Dimensional data not binding. We reserve the right to alter specifications without notice.

Dimensions in mm are exact
Inches are approximate

Top Hung System

EKU-Porta 100/GWF

- Combination sliding and fixed glass
- For 1 and 2 sliding glass doors
- Suspension with clamping shoe
- Rattle-free lower guide
- Simple installation
- No glass cut-outs required
- Suitable for tempered and laminated glass
- Maximum door weight: **100 kg (220 lbs.)**
- For glass thicknesses: **8, 10, 12 and 12.7 mm** (5/16", 3/8", 15/32" and 1/2")
- Maximum door height: **2700 mm (8' 10 5/16")**
- Maximum door width: **1600 mm (5' 3")**



Cut-out in upper track to insert or remove the running gear and track stopper.



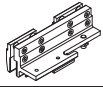




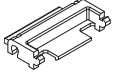

Disposable cover used to protect the inside of the upper track from paint overspray.

Dimensional data not binding. We reserve the right to alter specifications without notice.

Dimensions in mm are exact
Inches are approximate

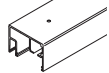
Top Hung System

EKU-Porta 100/GWF

1 set			941.00.005
Consisting of:	Description	Material/Finish/Color	Qty.
	Running gear with four ball bearing wheels		2 pcs.
	Suspension bolt, M8 x 35	steel, zinc-plated	2 pcs.
	Clamp shoe, adjustable from 8 – 12.7 mm (5/16” – 1/2”)	aluminum, mill finish	2 pcs.
	Track stopper, with adjustable retention spring	plastic, gray	1 pc.
	Track stopper	plastic, gray	1 pc.
	Buffer	rubber, black	1 pc.
	Floor guide, adjustable from 6 – 12.7 mm (1/4” – 1/2”)		
	Fascia clip	plastic, gray	12 pcs.
	Mounting screws		1 set


Note: • Items are not available separately; use fascia clip every 300 mm (11 13/16”)

Upper Tracks, pre-drilled, 86 x 58 mm (3 3/8” x 2 9/32”)

	Length	Material	Item No.
	2.5 m (8' 2 7/16")	aluminum, anodized	941.00.256
	3.5 m (11' 5 25/32")	aluminum, anodized	941.00.356
	6.0 m (19' 8 1/4")	aluminum, anodized	941.00.606


Packing: 1 pc.

Clip-on Fascia, 30 x 8 mm (1 3/16” x 5/16”)

	Length	Material	Item No.
	2.5 m (8' 2 7/16")	aluminum, anodized	941.00.025
	3.5 m (11' 5 25/32")	aluminum, anodized	941.00.035
	6.0 m (19' 8 1/4")	aluminum, anodized	941.00.060

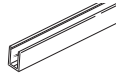
Packing: 1 pc.

Wall Profile, 15 x 15 mm (19/32” x 19/32”)

	Length	Material	Item No.
	2.5 m (8' 2 7/16")	aluminum, anodized	941.12.525
	3.0 m (9' 10 1/8")	aluminum, anodized	941.12.530
	6.0 m (19' 8 1/4")	aluminum, anodized	941.12.560






Packing: 1 pc.

Fixed Glazing Profile/Lower Guide Channel, pre-drilled, 30 x 20 mm (1 3/16” x 25/32”)

	Length	Material	Item No.
	2.5 m (8' 2 7/16")	aluminum, anodized	941.01.725
	3.5 m (11' 5 25/32")	aluminum, anodized	941.01.735
	6.0 m (19' 8 1/4")	aluminum, anodized	941.01.760

Packing: 1 pc.

Components

	Description	Material/Color	Packing	Item No.
	Mounting set for fixed glazing profile	aluminum, anodized	1 set	941.01.899
	Sealing profile, 20 m (65' 7 13/32”)	plastic, black	1 roll	941.01.103
	Seal, 20 m (65' 7 13/32”)	plastic, black	1 roll	941.01.094
	Disposable cover, 2.0 m (6' 6 3/4”)	plastic	1 pc.	941.01.207
	Milling jig		1 pc.	941.01.095

Dimensional data not binding. We reserve the right to alter specifications without notice.

Dimensions in mm are exact
Inches are approximate