

Häfele Slido Pocket Door Frame

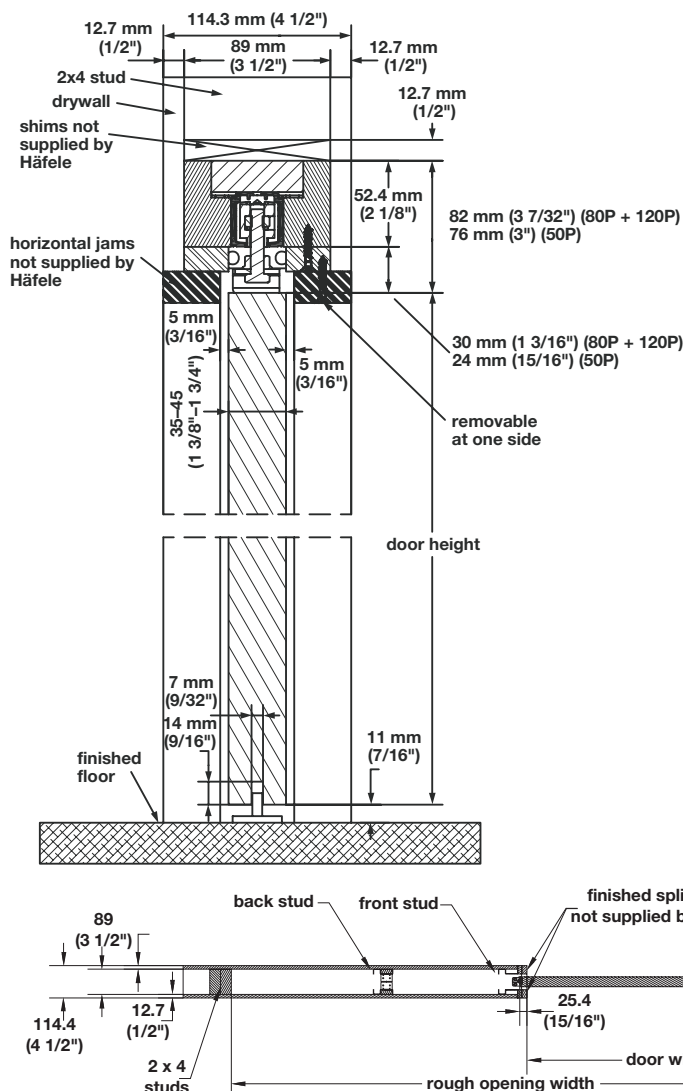


- > Designed for Slido D-Line11 50P-120P fitting sets
- > Door weight: 40-120 kg (88-264 lbs.)
- > Door height: 2032 mm (80") or 2438 mm (96")
- > Door width: max. 1016 mm (40")
- > Door thickness: max. 45 mm (1 3/4")
- > Designed to fit into standard 2 x 4 wood or steel constructed interior walls
- > Provides an effective way to save space in tight rooms and frees up typically unused wall and floor areas
- > Specially bent steel reinforced split studs prevent bowing of the pocket walls
- > After installation the system components are serviceable because the track can be removed without opening up the drywall




ADA compliant

Sliding hardware requires less than the 5 lbf. (22.2 N) mandated opening and closing force per ADA.



Construction of rough opening:



Single Pocket Door

Rough opening width =
2 x door width + 19 mm (3/4")

Bi-parting Pocket Doors

Rough opening width =
4 x door width

Rough opening height =
Door height + 137 mm (5 3/8")

Dimensional data not binding. Dimensions in mm, inches are approximate. We reserve the right to alter specifications without notice.

Häfele Slido Pocket Door Frame

→ **Sets**

Door height	Supplied with	Item No.
2.032 m (80")	1 header assembly 2 front vertical studs 2 back vertical studs (80" door) 4 back vertical studs (96" door) 2 or 3 shoe plates for vertical studs 1 concealed end bracket 1 open end bracket	942.72.000
2.438 m (96")	2 filler strips 1 upper track with key hole Mounting screws Mounting instructions	942.72.004

Note


The sliding door fittings need to be ordered separately.
 See pages **1.24–1.29** for the Slido D-Line11 50P–120P.
 For bi-parting applications order 2 sets per opening.

Applications

Single Sliding
Pocket Doors



Bi-parting Sliding
Pocket Doors



→ **Sets including Häfele Slido D-Line11 50P or 80P**

Door height	Fitting Set Type	Supplied with	Item No.
2.032 m (80")	Slido D-Line11 50P with 2 track stoppers	1 header assembly 2 front vertical studs 2 back vertical studs	499.72.113
	Slido D-Line11 50P with 1 soft close, 1 track stopper	2 shoe plates for vertical studs 1 concealed end bracket 1 open end bracket	499.72.114
	Slido D-Line11 80P with 2 track stoppers	2 filler strips 1 upper track with key hole	499.72.123
	Slido D-Line11 80P with 1 soft close, 1 track stopper	1 Slido D-Line11 fitting set Mounting screws Mounting instructions	499.72.124

