

**LeMans II**

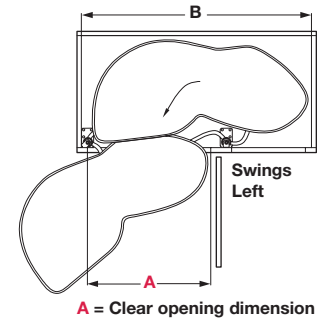
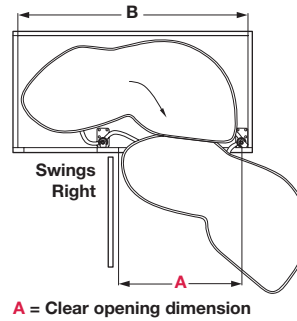
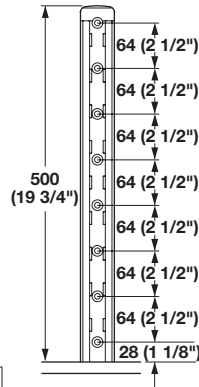
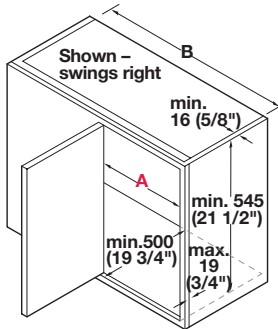
- Includes soft close
- With 20% more storage capacity than the original Lemans
- Innovative mounting jig included; no measuring required
- Height of door hinge must be considered
- Shelves are height adjustable every 2"
- For full height door and door/drawer applications
- Minimum door opening 85°
- Internal cabinet height: min. 21 1/2"
- Weight capacity per shelf: 55 lbs.

soft&silent)))



**Note**

Please consider if a filler strip is needed based on your application – see table below.



Model/Tray Shape	Framed A min.	Frameless A min.	B min.
45	410 mm (16 1/8")	419 mm (16 1/2")	820 mm (32 1/4")
50	450 mm (17 3/4")	467 mm (18 3/8")	920 mm (36 1/4")
60	540 mm (21 1/4")	565 mm (22 1/4")	965 mm (38")

Material: Shelf: Melamine; Surround: Steel

Model	Capacity (sq. in.)	Swing	Champagne/Maple	Chrome/Maple	Chrome/White	Chrome/Gray
45	723	right	541.32.445	541.32.145	541.32.745	541.32.845
	723	left	541.32.446	541.32.146	541.32.746	541.32.846
50	884	right	541.32.450	541.32.150	541.32.750	541.32.850
	884	left	541.32.451	541.32.151	541.32.751	541.32.851
60	1,057	right	541.32.460	541.32.160	541.32.760	541.32.860
	1,057	left	541.32.461	541.32.161	541.32.761	541.32.861

**Supplied With**

- 2 Trays
- 2 Posts
- 2 Soft close

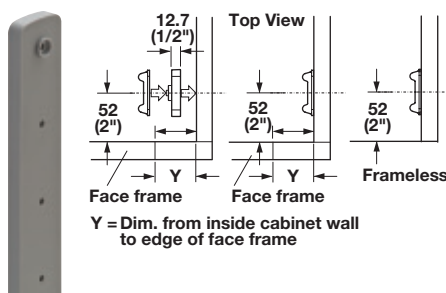


**Angle Reduction Bracket**

- Use to restrict travel of LeMans when opening path is obstructed

Material: Plastic

Color	Item No.
champagne	541.33.905



**Use Filler Strip**

Model	Y= (3/4")	Y= (13/16"-1")
45	1x	2x
50	—	1x
60	—	1x

**Filler Strip, optional**

- Please note required dimensions for when filler strips are needed  
W x D x H: 500 x 49 x 12.7 mm (19 3/4" x 1 7/8" x 1/2")

Material: Plastic

Color	Item No.
gray	541.32.506