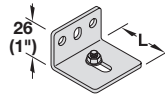
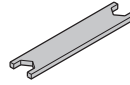
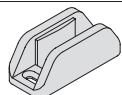


### Slido Classic 80-L to 120-L


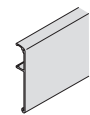
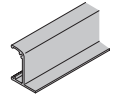




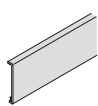

#### Mounting brackets and accessories

	Description	Area of application	Material	Finish/Color	Length	Item No.
<b>10</b> 	Mounting bracket with screw and nut	For upper track <b>1</b>	Steel	galvanized	36 (1 7/16")	940.42.061
					44 (1 3/4")	940.62.061
					64 (2 1/2")	940.42.063
<b>13</b> 	Wrench for height adjustment		Steel	galvanized		940.43.032
	Floor guide	For glass thickness up to 12.7 mm (1/2")	Zinc alloy	nickel-plated matt		940.82.030

#### Note

Install mounting brackets **10** every 400 mm (16").

#### Clip-on fascias and end caps

	Description	Area of application	Material	Finish/Color	Length	Qty.	Item No.
<b>F</b> 	Clip-on fascia, height 56 mm (2 3/16")	For upper tracks <b>1, 2, 3</b> and <b>5</b>	Aluminum	silver clear anodized	2 m (6' 6 3/4")		940.43.123
					3 m (9' 10 1/8")		940.43.133
					6 m (19' 8 1/4")		940.43.163
<b>R</b> 	Clip-on fascia, height 90 mm (3 9/16")	For upper tracks <b>1, 2, 3</b> and <b>5</b>	Aluminum	silver clear anodized	2 m (6' 6 3/4")		941.25.720
					3 m (9' 10 1/8")		941.25.730
					6 m (19' 8 1/4")		941.25.760
<b>G</b> 	Clip-on fascia for integration in suspended ceilings	For upper tracks <b>1, 2, 3</b> and <b>5</b>	Aluminum	silver clear anodized	2 m (6' 6 3/4")		940.43.620
					3 m (9' 10 1/8")		940.43.630
					6 m (19' 8 1/4")		940.43.660
<b>S</b> 	End cap set	For upper track <b>1</b> and panel <b>R</b> , for upper track <b>5</b> and mounting rail <b>17</b> and fascia <b>R</b> .	Plastic	silver colored			941.25.030
<b>T</b> 	End cap set	For upper track <b>5</b> and mounting rail <b>16</b> and fascia <b>R</b> .	Plastic	silver colored			941.25.032
<b>U</b> 	End cap set	For upper track <b>1</b> and fascia <b>F</b> , for upper track <b>5</b> and mounting rail <b>17</b> and fascia <b>F</b> .	Plastic	silver colored			940.43.028
<b>M</b> 	End cap set	For upper track <b>5</b> and mounting rail <b>16</b> and fascia <b>F</b> .	Plastic	silver colored			940.43.037
<b>P</b> 	Clip-on cover for glass clamp shoe, height 43 mm (1 11/16")	For 200 mm (7 7/8") glass clamp shoe	Aluminum	silver clear anodized	200 (7 7/8")	4 pcs.	940.43.046
		For 1000 mm (3' 3 3/8") glass clamp shoe			1000 (3' 3 3/8")	2 pcs.	940.43.047
		For 1500 mm (4' 11") glass clamp shoe			1500 (4' 11")	2 pcs.	940.43.048
	End cap set, clip-on cover for glass clamp shoe	For glass thickness 10 mm (3/8")	Plastic	silver colored			940.43.050
		For glass thickness 12.7 mm (1/2")					940.43.065

#### Note

Two end cap sets are required for the 200 mm (7 7/8") clip-on cover for glass clamp shoe.

Dimensional data not binding. We reserve the right to alter specifications without notice.