

Countertop Supports

- Maximum distance between supports 600 mm (23 1/2")
- Mounts on the countertop
- Maximum load capacity: 15 kg (33 lbs.) per tube

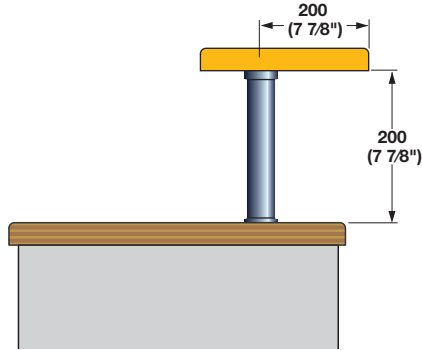
3



Solid Tops



Glass Tops



90° Countertop Support

- For solid tops
Ø50 × 200 mm (2 × 7 7/8")

Material: Steel

Finish	Item No.
chrome, polished	505.15.200
chrome matt	505.15.400
nickel-plated matt	505.15.600

Supplied With

Mounting hardware

- For glass tops
Ø50 × 200 mm (2 × 7 7/8")

Material: Steel

Finish	Item No.
chrome, polished	505.15.201
chrome matt	505.15.401
nickel-plated matt	505.15.601

Supplied With

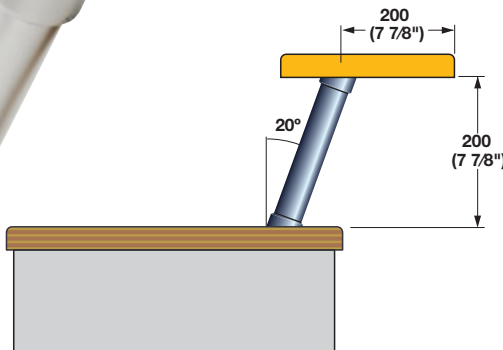
Mounting hardware



Solid Tops



Glass Tops



Angled Countertop Support

- For solid tops
Ø50 × 200 mm (2 × 7 7/8")

Material: Steel

Finish	Item No.
chrome, polished	505.15.210
chrome matt	505.15.410
nickel-plated matt	505.15.610

Supplied With

Mounting hardware

- For glass tops
- Mounts on the countertop and with glue to glass
Ø50 × 200 mm (2 × 7 7/8")

Material: Steel

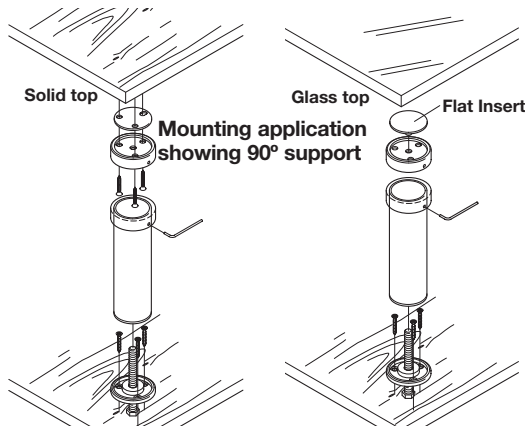
Finish	Item No.
chrome, polished	505.15.211
chrome matt	505.15.411
nickel-plated matt	505.15.611

Supplied With

Mounting hardware

Note

For the specification of a correct adhesive bond for the fitting of the glass top, please contact your glass supplier.



Dimensions in mm
Inches are approximate