

29 426

EUROCUBE®

PRESSURE BALANCE VALVE TRIM WITH 3-WAY DIVERTER WITH CARTRIDGE

Pure Freude
an Wasser



STANDARD SPECIFICATION:

- All metal handles and trim plates to cater to the look and feel of a premium brand
- No visible screws for a clean uncluttered look
- GROHE QuickFix® fixation system provides a completely flush mounted trim with no wobble
- Easy to turn Lever Handles to meet all user needs
- Double Ceramic Cartridge for smooth, leak-free performance and improved scald protection
- Requires GrohSafe™ 3.0 Pressure Balance Rough-in Valve with Integrated Diverter (35 117) (sold separately)



PRODUCT FEATURES:





-  GROHE StarLight®
-  GROHE SilkMove®
-  GROHE QuickFix®

CERTIFICATIONS:



- ADA
- CEC Certified
- CALGreen Compliant
- Massachusetts Plumbing Board Approved
- ASSE 1016
- CSA B125.1
- CSA B125.16
- ASME A112.18.1
- ASME A112.1016

AVAILABLE FINISHES:

- 29426000**  GROHE StarLight® Chrome
- 29426A00**  Hard Graphite
- 29426EN0**  Brushed Nickel InfinityFinish™
- 29426GN0**  Brushed Cool Sunrise

NOTE: Install this product according to the installation guide. ADA, CSA compliant when installed to the specific requirements of these regulations.

We reserve the right to make revisions without notice to product specifications. 01-20-2023

US
Tel: 1.630.582.7711 Fax: 1.630.582.7722
For the most current Specification Sheet,
go to www.grohe.us.

Canada
Tel: 1.888.644.7643 Fax: 1.905.366.2071
For the most current Specification Sheet,
go to www.grohe.ca.

PART OF **LIXIL**

29 426

EUROCUBE®

PRESSURE BALANCE VALVE TRIM WITH
3-WAY DIVERTER WITH CARTRIDGE

*Pure Freude
an Wasser*



TECHNICAL DATA:

Product Height	241.09 mm
Product Length	43.00 mm
Product Width	207.50 mm

