

# 5 5/8" Tubular Shower Arm

MODEL # 27414

Pure Freude an Wasser



GROHE America, Inc | 200 North Gary Avenue, Suite G, Roselle, IL 60172  
Phone: +1 (800) 444-7643 | Fax: +1 (800) 225-2778 | us-customerservice@grohe.com



**Product Description:**  
5 5/8" Tubular Shower Arm

**Standard Specification:**

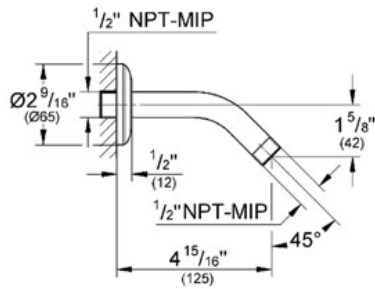
- GROHE StarLight® finish
- 1/2" Connection thread
- Projection 5 5/8"

**Applicable Codes & Standards:**

- Energy Policy Act of 1992
- ASME A112.18.1/CSA B125.1

**Color:**

- 27414 000 chrome
- 27414 EN0 Brushed Nickel

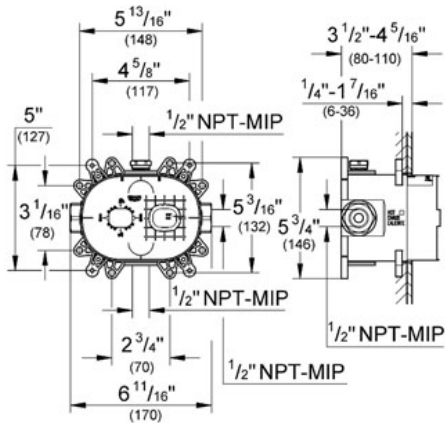



GROHFLEX™  
 Universal Rough-In Box  
 MODEL # 35026

Pure Freude an Wasser



GROHE America, Inc | 200 North Gary Avenue, Suite G, Roselle, IL 60172  
 Phone: +1 (800) 444-7643 | Fax: +1 (800) 225-2778 | us-customerservice@grohe.com



**Product Description:**  
 Universal Rough-In Box

**Standard Specification:**

- Inlets and outlets 1/2"
- Fixing points for front and back wall
- Leakproof housing
- Integrated service stops
- Flushing plug
- Removable protection cover with installation information
- For use with the GrohFlex Bathroom Solution Kits (sold separately):
  - Pressure Balance Valves and Thermostats
  - Single Function, Dual Function or Custom Shower

**Applicable Codes & Standards:**

- Energy Policy Act of 1992
- ASME A112.18.1/CSA B125.1

**Color:**

□ 35026 000

# EUPHORIA COSMOPOLITAN 180

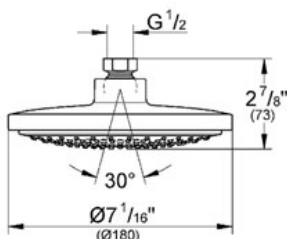
## Head shower 1 spray

MODEL # 27492

Pure Freude an Wasser



GROHE America, Inc | 200 North Gary Avenue, Suite G, Roselle, IL 60172  
 Phone: +1 (800) 444-7643 | Fax: +1 (800) 225-2778 | us-customerservice@grohe.com



### Product Description:

Head shower 1 spray

### Standard Specification:

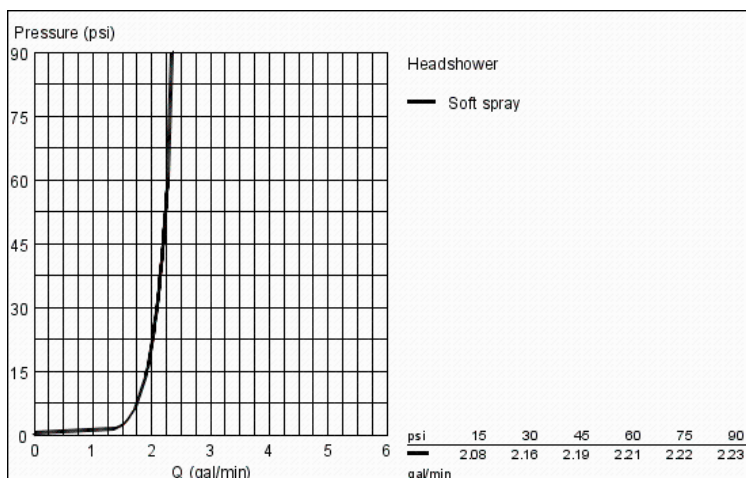
- GROHE StarLight® finish
- GROHE EcoJoy® technology for less water and perfect flow
- GROHE DreamSpray® perfect spray pattern
- SpeedClean anti-lime system
- Rain
- Rotating ball joint  $\pm 15^\circ$
- Max FLow Rate 2.5 gpm
- 1/2" Connection thread
- Suitable for instantaneous heater
- Max Flow Rate 2.5 gpm at 80 psi (9.5 L/min)

### Applicable Codes & Standards:

- Energy Policy Act of 1992
- ASME A112.18.1/CSA B125.1
- US Federal and State material regulations

### Color:

- 27492 000 chrome
- 27492 EN0 Brushed Nickel



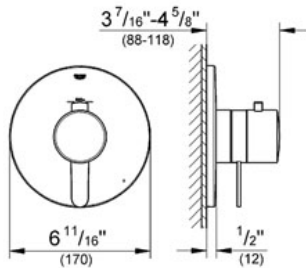
# EUROPLUS

## Single function thermostatic trim with control module

MODEL # 19869

GROHE America, Inc | 200 North Gary Avenue, Suite G, Roselle, IL 60172  
 Phone: +1 (800) 444-7643 | Fax: +1 (800) 225-2778 | us-customerservice@grohe.com

*Pure Freude an Wasser*

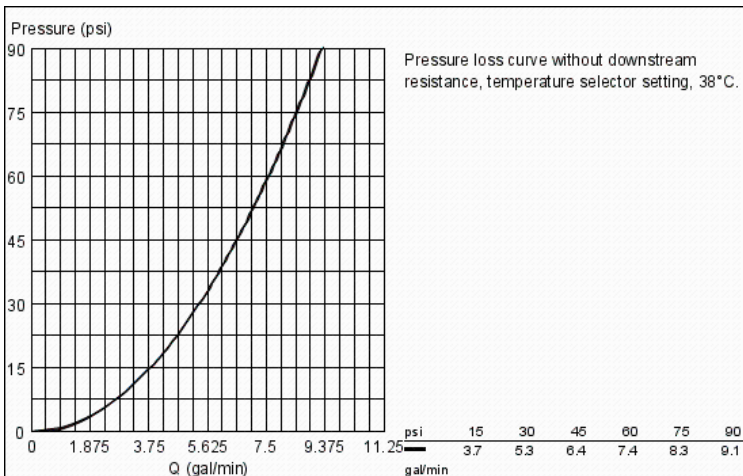


**Product Description:**  
 Single function thermostatic trim with control module

- Standard Specification:**
- GROHE TurboStat® technology
  - For shower only or shower\tub with diverter applications
  - Integrated volume control
  - Integrated bypass option when used with diverter tub spout
  - For use with GrohFlex™ universal rough-in box 35 026 000 sold separately
  - Max Flow rate 6.3 gpm at 45 psi (25l/min)

- Applicable Codes & Standards:**
- Energy Policy Act of 1992
  - ASME A112.18.1/CSA B125.1

- Color:**
- 19869 000 chrome
  - 19869 EN0 Brushed Nickel



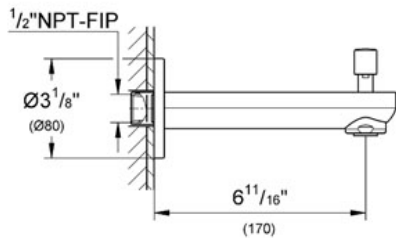
# Tub Spout

MODEL # 13273

Pure Freude an Wasser



GROHE America, Inc | 200 North Gary Avenue, Suite G, Roselle, IL 60172  
Phone: +1 (800) 444-7643 | Fax: +1 (800) 225-2778 | us-customerservice@grohe.com



## Product Description:

Tub Spout

## Standard Specification:

- GROHE StarLight® finish
- Wall mount
- Flow control
- Automatic diverter: bath/shower
- 1/2" NPT Male Threads
- Projection 6 11/16"

## Applicable Codes & Standards:

- Energy Policy Act of 1992
- ASME A112.18.1/CSA B125.1

## Color:

- 13273 000 chrome