

RAINSHOWER®
12" Shower Arm with Square
Flange

MODEL # 27489

GROHE America, Inc | 200 North Gary Avenue, Suite G, Roselle, IL 60172
Phone: +1 (800) 444-7643 | Fax: +1 (800) 225-2778 | us-customerservice@grohe.com

Pure Freude an Wasser



Product Description:
12" Shower Arm with Square Flange

Standard Specification:

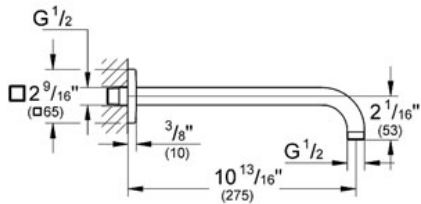
- GROHE StarLight® finish
- 1/2" NPT Male Threads
- With square escutcheon
- Can be used with all Rainshower shower heads except Rainshower Jumbo

Applicable Codes & Standards:

- Energy Policy Act of 1992
- ASME A112.18.1/CSA B125.1

Color:

- 27489 000 chrome



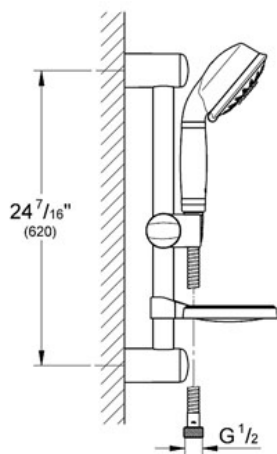
RELEXA RUSTIC 100 Shower Set 5

MODEL # 27142

Pure Freude an Wasser

GROHE

GROHE America, Inc | 200 North Gary Avenue, Suite G, Roselle, IL 60172
Phone: +1 (800) 444-7643 | Fax: +1 (800) 225-2778 | us-customerservice@grohe.com



Product Description: Shower Set 5

Standard Specification:

- GROHE StarLight® finish
- SpeedClean anti-lime system
- 24" shower bar (28 666)
- Rustic 100 handshower (27 125)
- 69" shower hose (28 025)
- Inner WaterGuide for a longer life
- Soap dish
- GROHE DreamSpray® perfect spray pattern
- Twistfree to prevent hose from twisting
- Max Flow Rate 2.5 gpm at 80 psi (9.5 L/min)

Applicable Codes & Standards:

- Energy Policy Act of 1992
- ASME A112.18.1/CSA B125.1

Color:

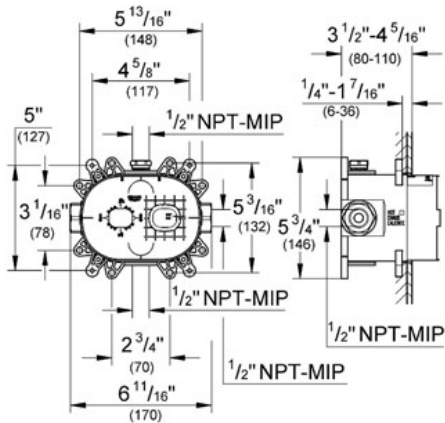

- 27142 000 chrome
- 27142 BE0 Sterling inf
- 27142 EN0 Brushed Nickel
- 27142 ZB0 Oil Rubbed Bronze

GROHFLEX™
 Universal Rough-In Box
 MODEL # 35026

Pure Freude an Wasser



GROHE America, Inc | 200 North Gary Avenue, Suite G, Roselle, IL 60172
 Phone: +1 (800) 444-7643 | Fax: +1 (800) 225-2778 | us-customerservice@grohe.com



Product Description:
 Universal Rough-In Box

Standard Specification:

- Inlets and outlets 1/2"
- Fixing points for front and back wall
- Leakproof housing
- Integrated service stops
- Flushing plug
- Removable protection cover with installation information
- For use with the GrohFlex Bathroom Solution Kits (sold separately):
 - Pressure Balance Valves and Thermostats
 - Single Function, Dual Function or Custom Shower

Applicable Codes & Standards:

- Energy Policy Act of 1992
- ASME A112.18.1/CSA B125.1

Color:

□ 35026 000

RAINSHOWER® F-SERIES 10"

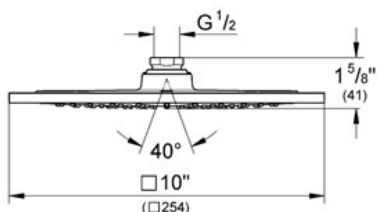
Head shower 1 spray

MODEL # 27285

Pure Freude an Wasser



GROHE America, Inc | 200 North Gary Avenue, Suite G, Roselle, IL 60172
 Phone: +1 (800) 444-7643 | Fax: +1 (800) 225-2778 | us-customerservice@grohe.com



Product Description:

Head shower 1 spray

Standard Specification:

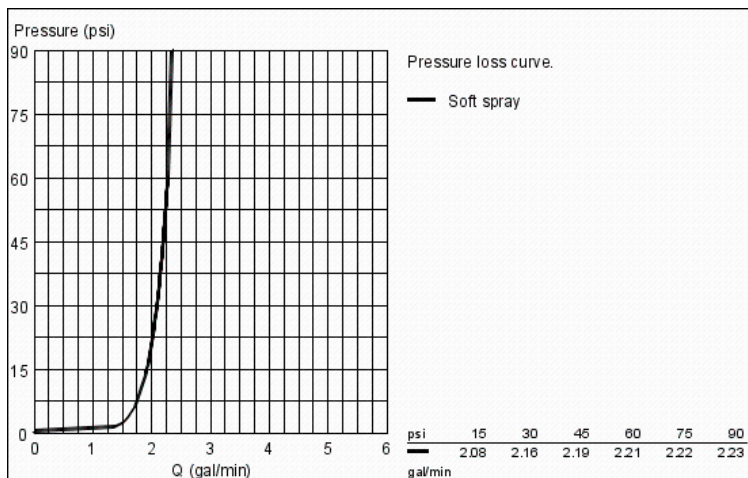
- GROHE StarLight® finish
- GROHE DreamSpray® perfect spray pattern
- GROHE EcoJoy® technology for less water and perfect flow
- SpeedClean anti-lime system
- Metal
- 10" x 10"
- Rain spray
- Rotating ball joint ± 20°
- 1/2" Connection thread
- Suitable for instantaneous heater
- Max Flow Rate 2.5 gpm at 80 psi (9.5 L/min)

Applicable Codes & Standards:

- Energy Policy Act of 1992
- ASME A112.18.1/CSA B125.1

Color:

- 27285 000 chrome



GROHTHERM F

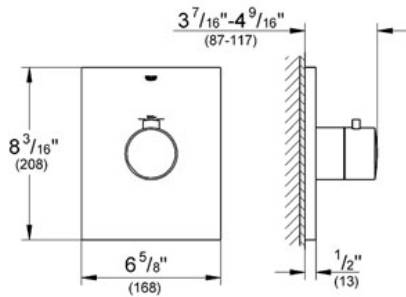
Thermostatic Trim with Temperature Control Module

MODEL # 27620

Pure Freude an Wasser



GROHE America, Inc | 200 North Gary Avenue, Suite G, Roselle, IL 60172
 Phone: +1 (800) 444-7643 | Fax: +1 (800) 225-2778 | us-customerservice@grohe.com



Product Description:

Thermostatic Trim with Temperature Control Module

Standard Specification:

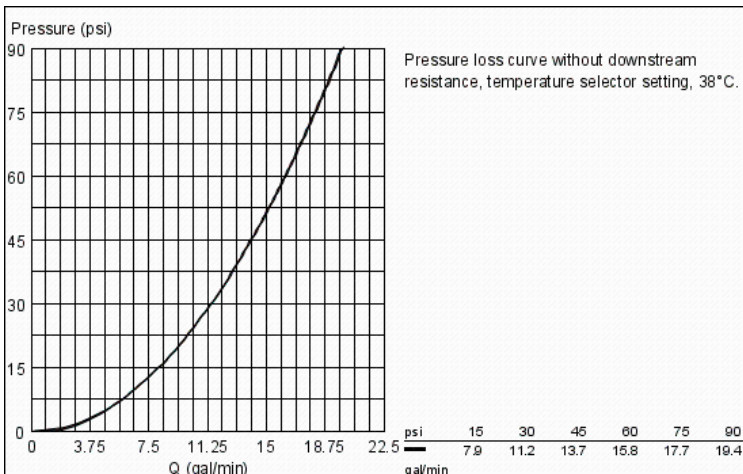
- GROHE StarLight® finish
- GROHE TurboStat®
- For high-flow, multiple outlet custom shower applications
- Requires separate volume controls
- Metal handle for temperature control
- Safety stop at 100°F
- Rectangular metal wall escutcheon with concealed mounting seals
- For use with GrohFlex™ universal rough-in box 35 026 000 sold separately
- Max Flow Rate 14 gpm at 45 psi

Applicable Codes & Standards:

- Energy Policy Act of 1992
- ASME A112.18.1/CSA B125.1

Color:

- 27620 000 chrome



GROHTHERM F
Single volume control trim
MODEL # 27623

Pure Freude an Wasser



GROHE America, Inc | 200 North Gary Avenue, Suite G, Roselle, IL 60172
Phone: +1 (800) 444-7643 | Fax: +1 (800) 225-2778 | us-customerservice@grohe.com

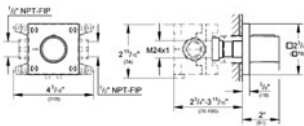


Product Description:
Single volume control trim

- Standard Specification:**
- GROHE StarLight® finish
 - Metal handle for volume control
 - For use with Rough-in Valve (35029)

- Applicable Codes & Standards:**
- Energy Policy Act of 1992
 - ASME A112.18.1/CSA B125.1

Color:
□ 27623 000 chrome



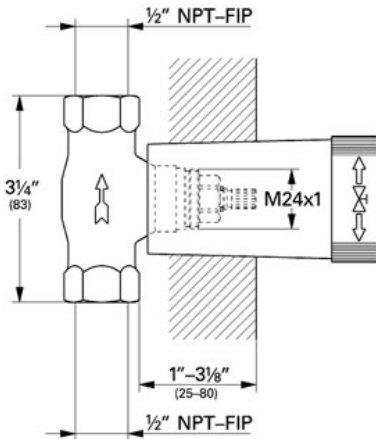
Concealed stop-valve, 1/2"

MODEL # 29273

Pure Freude an Wasser



GROHE America, Inc | 200 North Gary Avenue, Suite G, Roselle, IL 60172
Phone: +1 (800) 444-7643 | Fax: +1 (800) 225-2778 | us-customerservice@grohe.com



Product Description:
Concealed stop-valve, 1/2"

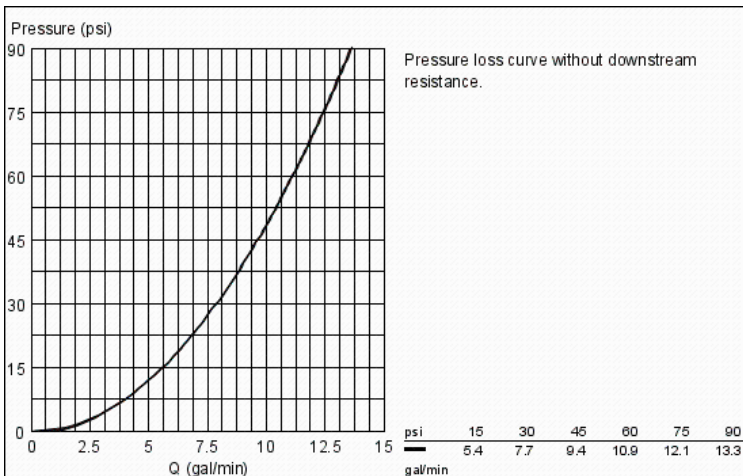
Standard Specification:

- 1/2" Threaded union
- 1/2" NPT Male Threads

Applicable Codes & Standards:

- Energy Policy Act of 1992
- ASME A112.18.1/CSA B125.1

Color:
 29273 000



RAINSHOWER®
Shower outlet elbow, 1/2"
MODEL # 26184

Pure Freude an Wasser



GROHE America, Inc | 200 North Gary Avenue, Suite G, Roselle, IL 60172
Phone: +1 (800) 444-7643 | Fax: +1 (800) 225-2778 | us-customerservice@grohe.com



Product Description:
Shower outlet elbow, 1/2"

- Standard Specification:**
- GROHE StarLight® finish
 - Female thread
 - With square escutcheon
 - Protected against backflow

Color:
 26184 000 chrome

