

5 5/8" Tubular Shower Arm

MODEL # 27414

Pure Freude an Wasser



GROHE America, Inc | 200 North Gary Avenue, Suite G, Roselle, IL 60172
Phone: +1 (800) 444-7643 | Fax: +1 (800) 225-2778 | us-customerservice@grohe.com



Product Description:
5 5/8" Tubular Shower Arm

Standard Specification:

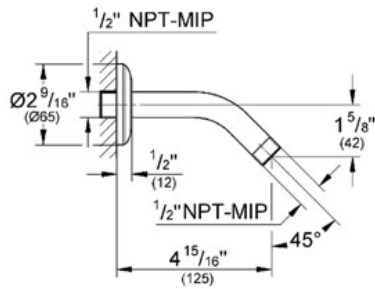
- GROHE StarLight® finish
- 1/2" Connection thread
- Projection 5 5/8"

Applicable Codes & Standards:

- Energy Policy Act of 1992
- ASME A112.18.1/CSA B125.1

Color:

- 27414 000 chrome
- 27414 EN0 Brushed Nickel



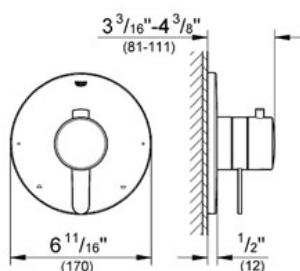
EUROPLUS

Dual function pressure balance trim with control module

MODEL # 19881

GROHE America, Inc | 200 North Gary Avenue, Suite G, Roselle, IL 60172
 Phone: +1 (800) 444-7643 | Fax: +1 (800) 225-2778 | us-customerservice@grohe.com

Pure Freude an Wasser

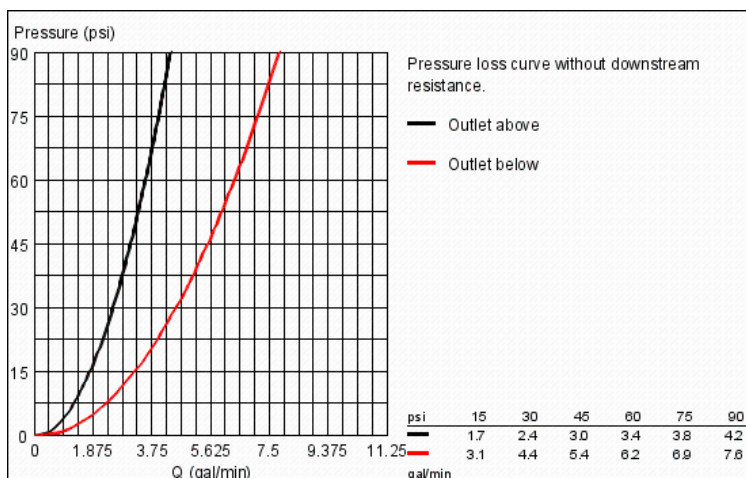


Product Description:
 Dual function pressure balance trim with control module

- Standard Specification:**
- GROHE StarLight® finish
 - GROHE SilkMove®
 - For shower/tubs with non-diverter tub spout or for 2 shower outlet applications
 - Integrated volume control
 - 2-way diverter function
 - 1 axis operation
 - For use with GrohFlex™ universal rough-in box 35 026 000 sold separately
 - 5.3 gpm at 45 psi (bottom outlet)
 - 2.9 gpm at 45 psi (top outlet)
 - ABS trim plate

- Applicable Codes & Standards:**
- Energy Policy Act of 1992
 - ASME A112.18.1/CSA B125.1

- Color:**
- 19881 000 chrome
 - 19881 EN0 Brushed Nickel

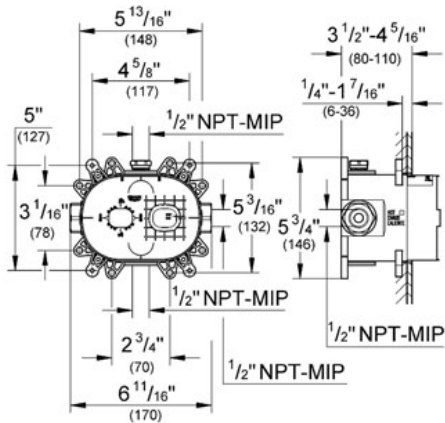



GROHFLEX™
 Universal Rough-In Box
 MODEL # 35026

Pure Freude an Wasser



GROHE America, Inc | 200 North Gary Avenue, Suite G, Roselle, IL 60172
 Phone: +1 (800) 444-7643 | Fax: +1 (800) 225-2778 | us-customerservice@grohe.com



Product Description:
 Universal Rough-In Box

Standard Specification:

- Inlets and outlets $\frac{1}{2}''$
- Fixing points for front and back wall
- Leakproof housing
- Integrated service stops
- Flushing plug
- Removable protection cover with installation information
- For use with the GrohFlex Bathroom Solution Kits (sold separately):
 - Pressure Balance Valves and Thermostats
 - Single Function, Dual Function or Custom Shower

Applicable Codes & Standards:

- Energy Policy Act of 1992
- ASME A112.18.1/CSA B125.1

Color:

□ 35026 000

EUPHORIA COSMOPOLITAN 180

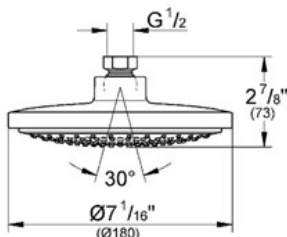
Head shower 1 spray

MODEL # 27492

Pure Freude an Wasser



GROHE America, Inc | 200 North Gary Avenue, Suite G, Roselle, IL 60172
 Phone: +1 (800) 444-7643 | Fax: +1 (800) 225-2778 | us-customerservice@grohe.com



Product Description:

Head shower 1 spray

Standard Specification:

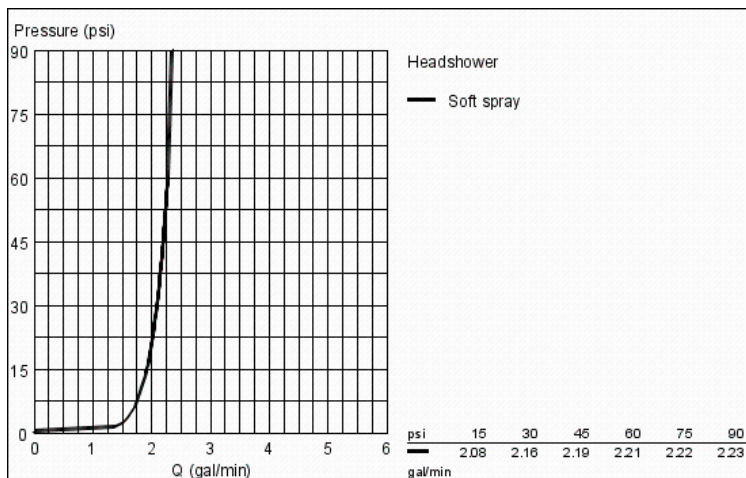
- GROHE StarLight® finish
- GROHE EcoJoy® technology for less water and perfect flow
- GROHE DreamSpray® perfect spray pattern
- SpeedClean anti-lime system
- Rain
- Rotating ball joint $\pm 15^\circ$
- Max FLow Rate 2.5 gpm
- 1/2" Connection thread
- Suitable for instantaneous heater
- Max Flow Rate 2.5 gpm at 80 psi (9.5 L/min)

Applicable Codes & Standards:

- Energy Policy Act of 1992
- ASME A112.18.1/CSA B125.1
- US Federal and State material regulations

Color:

- 27492 000 chrome
- 27492 EN0 Brushed Nickel



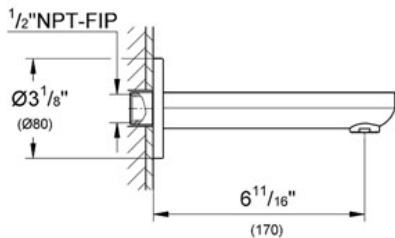
Tub Spout

MODEL # 13272

Pure Freude an Wasser



GROHE America, Inc | 200 North Gary Avenue, Suite G, Roselle, IL 60172
Phone: +1 (800) 444-7643 | Fax: +1 (800) 225-2778 | us-customerservice@grohe.com



Product Description:

Tub Spout

Standard Specification:

- GROHE StarLight® finish
- Wall mount
- Flow control
- 1/2" NPT Male Threads
- Projection 6 11/16"

Applicable Codes & Standards:

- Energy Policy Act of 1992
- ASME A112.18.1/CSA B125.1

Color:

- 13272 000 chrome