

# 5 5/8" Tubular Shower Arm

MODEL # 27414

Pure Freude an Wasser



GROHE America, Inc | 200 North Gary Avenue, Suite G, Roselle, IL 60172  
Phone: +1 (800) 444-7643 | Fax: +1 (800) 225-2778 | us-customerservice@grohe.com



**Product Description:**  
5 5/8" Tubular Shower Arm

**Standard Specification:**

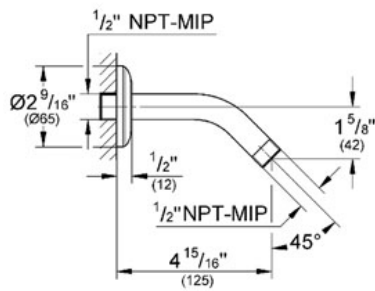
- GROHE StarLight® finish
- 1/2" Connection thread
- Projection 5 5/8"

**Applicable Codes & Standards:**

- Energy Policy Act of 1992
- ASME A112.18.1/CSA B125.1

**Color:**

- 27414 000 chrome
- 27414 EN0 Brushed Nickel



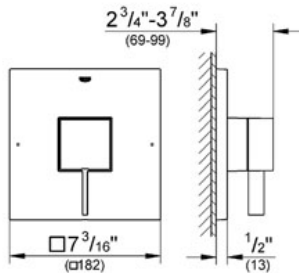

# EUROCUBE

## Single function pressure balance trim with control module

MODEL # 19924

GROHE America, Inc | 200 North Gary Avenue, Suite G, Roselle, IL 60172  
 Phone: +1 (800) 444-7643 | Fax: +1 (800) 225-2778 | us-customerservice@grohe.com

Pure Freude an Wasser

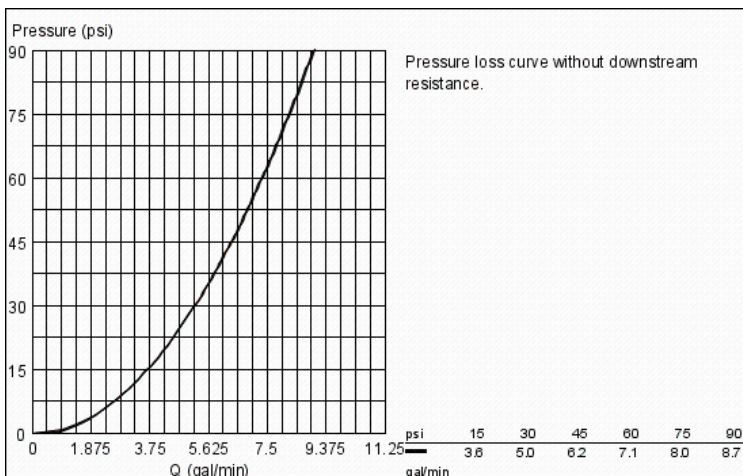


**Product Description:**  
 Single function pressure balance trim with control module

- Standard Specification:**
- GROHE SilkMove®
  - GROHE StarLight® finish
  - For shower only or shower/tub with diverter applications
  - Integrated bypass option when used with diverter tub spout
  - For use with GrohFlex™ universal rough-in box 35 026 000 sold separately
  - 6.1 gpm at 45 psi

- Applicable Codes & Standards:**
- Energy Policy Act of 1992
  - ASME A112.18.1/CSA B125.1
  - US Federal and State material regulations
  - ICC/ANSI A117.1

**Color:**  
 19924 000 chrome

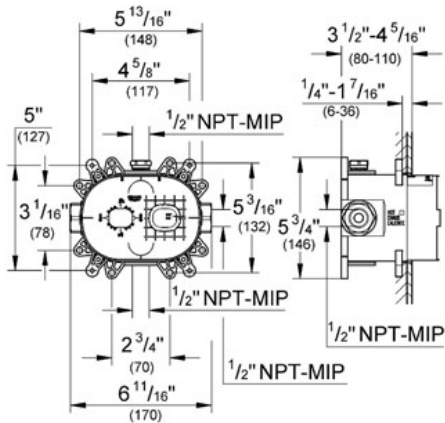



GROHFLEX™  
 Universal Rough-In Box  
 MODEL # 35026

Pure Freude an Wasser



GROHE America, Inc | 200 North Gary Avenue, Suite G, Roselle, IL 60172  
 Phone: +1 (800) 444-7643 | Fax: +1 (800) 225-2778 | us-customerservice@grohe.com



**Product Description:**  
 Universal Rough-In Box

**Standard Specification:**

- Inlets and outlets 1/2"
- Fixing points for front and back wall
- Leakproof housing
- Integrated service stops
- Flushing plug
- Removable protection cover with installation information
- For use with the GrohFlex Bathroom Solution Kits (sold separately):
  - Pressure Balance Valves and Thermostats
  - Single Function, Dual Function or Custom Shower

**Applicable Codes & Standards:**

- Energy Policy Act of 1992
- ASME A112.18.1/CSA B125.1

**Color:**

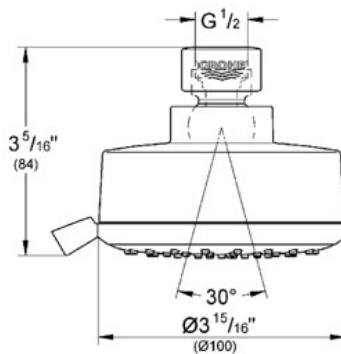
□ 35026 000

NEW TEMPESTA  
COSMOPOLITAN 100  
Head shower 4 sprays  
MODEL # 27591

Pure Freude an Wasser



GROHE America, Inc | 200 North Gary Avenue, Suite G, Roselle, IL 60172  
Phone: +1 (800) 444-7643 | Fax: +1 (800) 225-2778 | us-customerservice@grohe.com



**Product Description:**  
Head shower 4 sprays

**Standard Specification:**

- GROHE StarLight® finish
- GROHE DreamSpray® perfect spray pattern Ø 4"
- GROHE EcoJoy® technology for less water and perfect flow
- 1/2" Connection thread
- SpeedClean anti-lime system
- Inner WaterGuide for a longer life
- Suitable for instantaneous heater
- GROHE Rain O2, Rain, • Rotating ball joint ± 15°
- Min. recommended pressure 15 psi
- Max Flow Rate 2.5 gpm (9.5 L/min)

**Applicable Codes & Standards:**

- Energy Policy Act of 1992
- ASME A112.18.1/CSA B125.1

**Color:**

- 27591 000 chrome
- 27591 EN0 Brushed Nickel

