

5 5/8" Tubular Shower Arm

MODEL # 27414

Pure Freude an Wasser



GROHE America, Inc | 200 North Gary Avenue, Suite G, Roselle, IL 60172
Phone: +1 (800) 444-7643 | Fax: +1 (800) 225-2778 | us-customerservice@grohe.com



Product Description:
5 5/8" Tubular Shower Arm

Standard Specification:

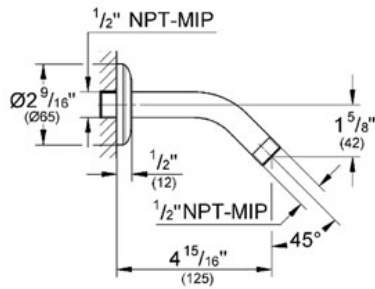
- GROHE StarLight® finish
- 1/2" Connection thread
- Projection 5 5/8"

Applicable Codes & Standards:

- Energy Policy Act of 1992
- ASME A112.18.1/CSA B125.1

Color:

- 27414 000 chrome
- 27414 EN0 Brushed Nickel



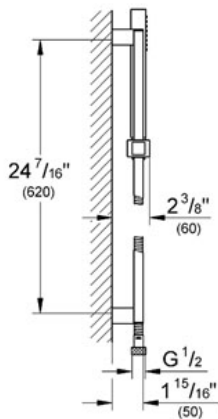
EUPHORIA CUBE+ STICK Shower Set

MODEL # 27891

Pure Freude an Wasser

GROHE

GROHE America, Inc | 200 North Gary Avenue, Suite G, Roselle, IL 60172
Phone: +1 (800) 444-7643 | Fax: +1 (800) 225-2778 | us-customerservice@grohe.com



Product Description: Shower Set

Standard Specification:

- GROHE StarLight® finish
- GROHE DreamSpray® perfect spray pattern
- GROHE CoolTouch®
- GROHE EcoJoy® technology for less water and perfect flow
- SpeedClean anti-lime system
- Inner WaterGuide for a longer life
- Suitable for instantaneous heater

Consisting of:

- Hand shower, metal (27 888 000)
- 24" Shower rail (27 892 000)
- 69" metal shower hose (28 025 000)
- Twistfree to prevent hose from twisting
- Max Flow Rate 2.5 gpm at 80 psi (9.5 L/min)

Applicable Codes & Standards:

- Energy Policy Act of 1992
- ASME A112.18.1/CSA B125.1

Color:

- 27891 000 chrome

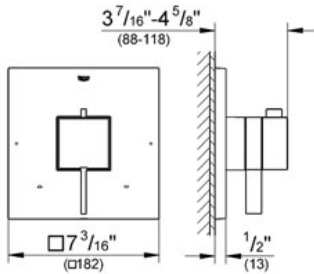

EUROCUBE

Dual function pressure balance trim with control module

MODEL # 19925

GROHE America, Inc | 200 North Gary Avenue, Suite G, Roselle, IL 60172
 Phone: +1 (800) 444-7643 | Fax: +1 (800) 225-2778 | us-customerservice@grohe.com

Pure Freude an Wasser



Product Description:

Dual function pressure balance trim with control module

Standard Specification:

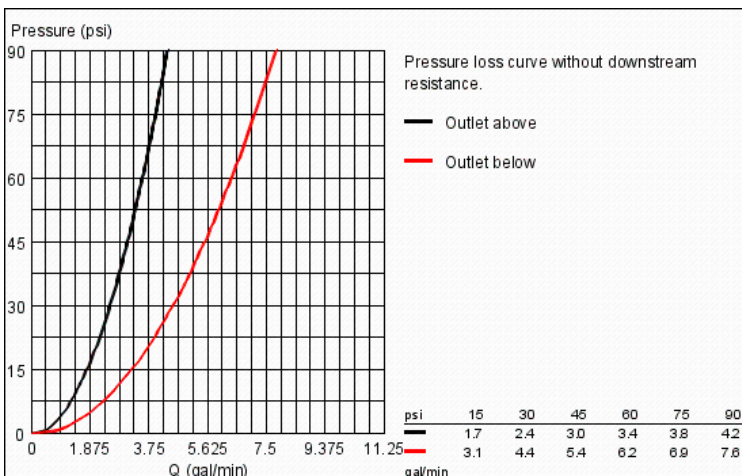
- GROHE SilkMove®
- GROHE StarLight® finish
- For shower/tubs with non-diverter tub spout or for 2 shower outlet applications
- Integrated volume control
- 2-way diverter function
- 1 axis operation
- For use with GrohFlex™ universal rough-in box 35 026 000 sold separately
- 5.3 gpm at 45 psi (bottom outlet)
- 2.9 gpm at 45 psi (top outlet)
- Metal trim plate

Applicable Codes & Standards:

- Energy Policy Act of 1992
- ASME A112.18.1/CSA B125.1
- US Federal and State material regulations

Color:

- 19925 000 chrome

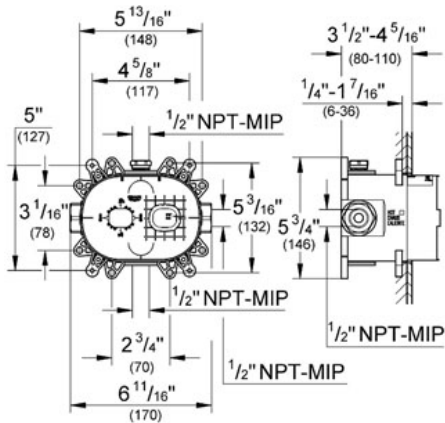



GROHFLEX™
 Universal Rough-In Box
 MODEL # 35026

Pure Freude an Wasser



GROHE America, Inc | 200 North Gary Avenue, Suite G, Roselle, IL 60172
 Phone: +1 (800) 444-7643 | Fax: +1 (800) 225-2778 | us-customerservice@grohe.com



Product Description:
 Universal Rough-In Box

Standard Specification:

- Inlets and outlets 1/2"
- Fixing points for front and back wall
- Leakproof housing
- Integrated service stops
- Flushing plug
- Removable protection cover with installation information
- For use with the GrohFlex Bathroom Solution Kits (sold separately):
 - Pressure Balance Valves and Thermostats
 - Single Function, Dual Function or Custom Shower

Applicable Codes & Standards:

- Energy Policy Act of 1992
- ASME A112.18.1/CSA B125.1

Color:

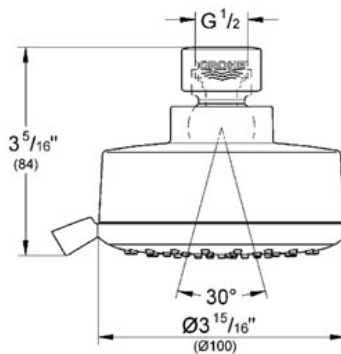
□ 35026 000

NEW TEMPESTA
COSMOPOLITAN 100
Head shower 4 sprays
MODEL # 27591

Pure Freude an Wasser



GROHE America, Inc | 200 North Gary Avenue, Suite G, Roselle, IL 60172
Phone: +1 (800) 444-7643 | Fax: +1 (800) 225-2778 | us-customerservice@grohe.com



Product Description:
Head shower 4 sprays

Standard Specification:

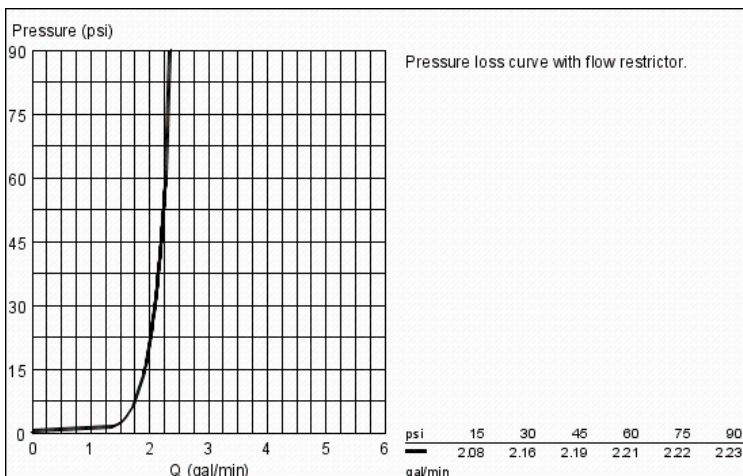
- GROHE StarLight® finish
- GROHE DreamSpray® perfect spray pattern Ø 4"
- GROHE EcoJoy® technology for less water and perfect flow
- 1/2" Connection thread
- SpeedClean anti-lime system
- Inner WaterGuide for a longer life
- Suitable for instantaneous heater
- GROHE Rain O2, Rain, • Rotating ball joint ± 15°
- Min. recommended pressure 15 psi
- Max Flow Rate 2.5 gpm (9.5 L/min)

Applicable Codes & Standards:

- Energy Policy Act of 1992
- ASME A112.18.1/CSA B125.1

Color:

- 27591 000 chrome
- 27591 EN0 Brushed Nickel



ALLURE BRILLIANT Shower outlet elbow

MODEL # 27708

Pure Freude an Wasser



GROHE America, Inc | 200 North Gary Avenue, Suite G, Roselle, IL 60172
Phone: +1 (800) 444-7643 | Fax: +1 (800) 225-2778 | us-customerservice@grohe.com



Product Description:
Shower outlet elbow

Standard Specification:

- GROHE StarLight® finish
- 1/2" NPT Male Threads
- Protected against backflow

Applicable Codes & Standards:

- Energy Policy Act of 1992
- ASME A112.18.1/CSA B125.1

Color:

- 27708 000 chrome

