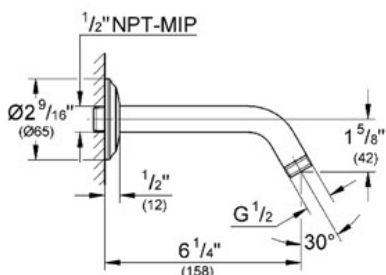


SEABURY  
Shower Arm 6 1/4" NPT  
MODEL # 27011

Pure Freude an Wasser



GROHE America, Inc | 200 North Gary Avenue, Suite G, Roselle, IL 60172  
Phone: +1 (800) 444-7643 | Fax: +1 (800) 225-2778 | us-customerservice@grohe.com



**Product Description:**  
Shower Arm 6 1/4" NPT

- Standard Specification:**
- GROHE StarLight® finish
  - Escutcheon
  - 1/2" Connection thread

- Applicable Codes & Standards:**
- Energy Policy Act of 1992
  - ASME A112.18.1/CSA B125.1

- Color:**
- 27011 000 chrome
  - 27011 BE0 Sterling inf
  - 27011 EN0 Brushed Nickel
  - 27011 ZB0 Oil Rubbed Bronze

# GROHSAFE 2000 AUTHENTIC

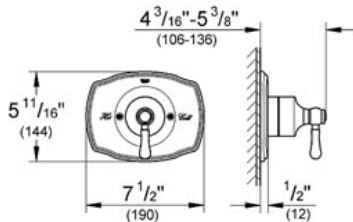
## Single function pressure balance trim with control module

MODEL # 19843

Pure Freude an Wasser



GROHE America, Inc | 200 North Gary Avenue, Suite G, Roselle, IL 60172  
 Phone: +1 (800) 444-7643 | Fax: +1 (800) 225-2778 | us-customerservice@grohe.com



**Product Description:**  
 Single function pressure balance trim with control module

**Standard Specification:**

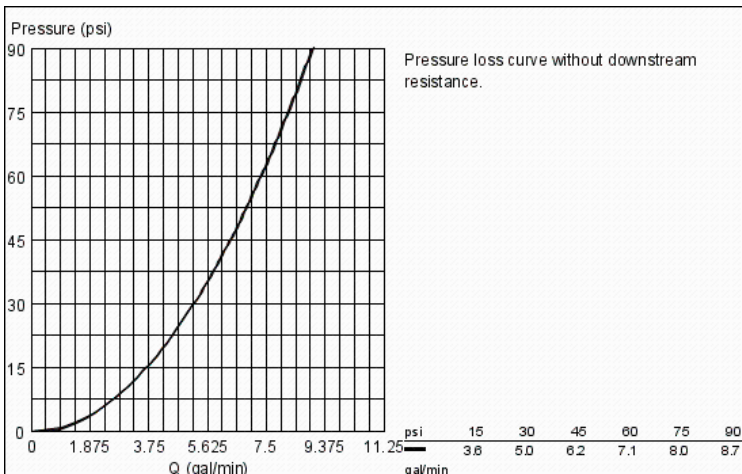
- GrohFlex® Authentic
- GROHE SilkMove®
- GROHE StarLight® finish
- For shower only or shower\tub with diverter applications
- Integrated bypass option when used with diverter tub spout
- For use with GrohFlex™ universal rough-in box 35 026 000 sold separately
- 6.1 gpm at 45 psi

**Applicable Codes & Standards:**

- Energy Policy Act of 1992
- ASME A112.18.1/CSA B125.1
- ICC/ANSI A117.1

**Color:**

- 19843 BE0 Sterling inf
- 19843 EN0 Brushed Nickel
- 19843 ZB0 Oil Rubbed Bronze
- 19843 000 chrome

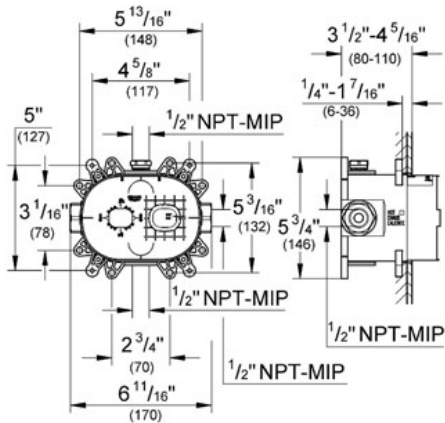



GROHFLEX™  
 Universal Rough-In Box  
 MODEL # 35026

Pure Freude an Wasser



GROHE America, Inc | 200 North Gary Avenue, Suite G, Roselle, IL 60172  
 Phone: +1 (800) 444-7643 | Fax: +1 (800) 225-2778 | us-customerservice@grohe.com



**Product Description:**  
 Universal Rough-In Box

**Standard Specification:**

- Inlets and outlets  $1/2''$
- Fixing points for front and back wall
- Leakproof housing
- Integrated service stops
- Flushing plug
- Removable protection cover with installation information
- For use with the GrohFlex Bathroom Solution Kits (sold separately):
  - Pressure Balance Valves and Thermostats
  - Single Function, Dual Function or Custom Shower

**Applicable Codes & Standards:**

- Energy Policy Act of 1992
- ASME A112.18.1/CSA B125.1

**Color:**

□ 35026 000

# RAINSHOWER® RUSTIC 160

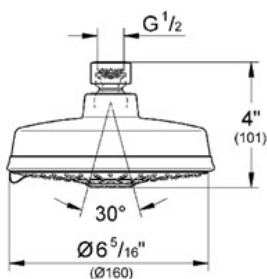
## Head shower 4 sprays

MODEL # 27130

Pure Freude an Wasser



GROHE America, Inc | 200 North Gary Avenue, Suite G, Roselle, IL 60172  
 Phone: +1 (800) 444-7643 | Fax: +1 (800) 225-2778 | us-customerservice@grohe.com



### Product Description:

#### Head shower 4 sprays

### Standard Specification:

- Diameter Ø 6 5/16"
- GROHE StarLight® finish
- SpeedClean anti-lime system
- GROHE EcoJoy® 2.4 g flow limiter
- Suitable for instantaneous heater
- Recommended for use with Rainshower shower arms.
- 4 spray patterns: Rain / Jet / Pure / Champagne spray
- 15° swivel ball joint (± 15°)
- Min. recommended pressure 7 psi
- Max Flow Rate 2.5 gpm at 80 psi (9.5 L/min)

### Applicable Codes & Standards:

- Energy Policy Act of 1992
- ASME A112.18.1/CSA B125.1

### Color:

- 27130 000 chrome
- 27130 BE0 Sterling inf
- 27130 EN0 Brushed Nickel
- 27130 ZB0 Oil Rubbed Bronze

