

# 5 5/8" Tubular Shower Arm

MODEL # 27414

Pure Freude an Wasser



GROHE America, Inc | 200 North Gary Avenue, Suite G, Roselle, IL 60172  
Phone: +1 (800) 444-7643 | Fax: +1 (800) 225-2778 | us-customerservice@grohe.com



**Product Description:**  
5 5/8" Tubular Shower Arm

**Standard Specification:**

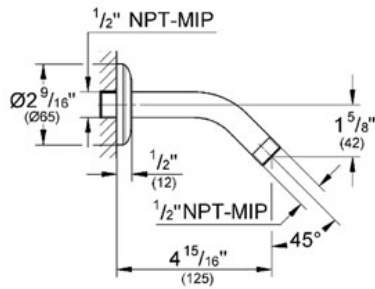
- GROHE StarLight® finish
- 1/2" Connection thread
- Projection 5 5/8"

**Applicable Codes & Standards:**

- Energy Policy Act of 1992
- ASME A112.18.1/CSA B125.1

**Color:**

- 27414 000 chrome
- 27414 EN0 Brushed Nickel



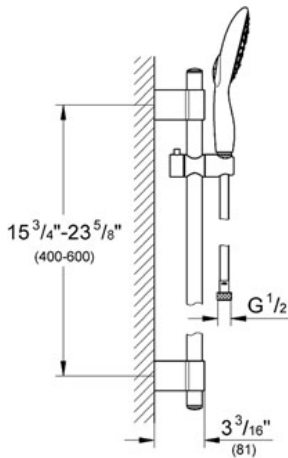
# POWER&SOUL® 130 Shower Set

MODEL # 27736

*Pure Freude an Wasser*

**GROHE**

GROHE America, Inc | 200 North Gary Avenue, Suite G, Roselle, IL 60172  
Phone: +1 (800) 444-7643 | Fax: +1 (800) 225-2778 | us-customerservice@grohe.com



## Product Description: Shower Set

### Standard Specification:

- GROHE StarLight® finish
- GROHE DreamSpray® perfect spray pattern
- GROHE EcoJoy® 2.4 g flow limiter
- GROHE QuickFix® Plus installation system
- SpeedClean anti-lime system
- Suitable for instantaneous heater
- Power&Soul 130 Hand shower (27 673 000)
- 24" shower bar (27 784 000)
- With wall holders
- 69" Silverflex shower hose (28 388 000)
- **Twistfree** to prevent hose from twisting
- Min. recommended pressure 15 psi
- Max Flow Rate 2.5 gpm (9.5 L/min)

### Applicable Codes & Standards:

- Energy Policy Act of 1992
- ASME A112.18.1/CSA B125.1

### Color:

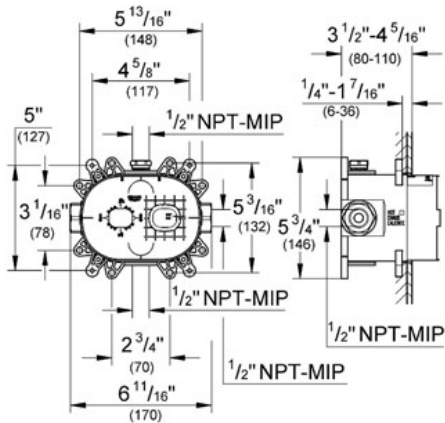

- 27736 000 chrome

GROHFLEX™  
 Universal Rough-In Box  
 MODEL # 35026

Pure Freude an Wasser



GROHE America, Inc | 200 North Gary Avenue, Suite G, Roselle, IL 60172  
 Phone: +1 (800) 444-7643 | Fax: +1 (800) 225-2778 | us-customerservice@grohe.com



**Product Description:**  
 Universal Rough-In Box

**Standard Specification:**

- Inlets and outlets  $\frac{1}{2}''$
- Fixing points for front and back wall
- Leakproof housing
- Integrated service stops
- Flushing plug
- Removable protection cover with installation information
- For use with the GrohFlex Bathroom Solution Kits (sold separately):
  - Pressure Balance Valves and Thermostats
  - Single Function, Dual Function or Custom Shower

**Applicable Codes & Standards:**

- Energy Policy Act of 1992
- ASME A112.18.1/CSA B125.1

**Color:**

□ 35026 000

# EUPHORIA COSMOPOLITAN 180

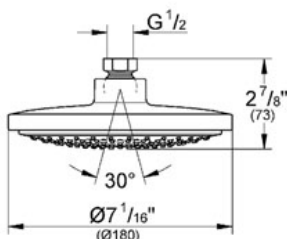
## Head shower 1 spray

MODEL # 27492

Pure Freude an Wasser



GROHE America, Inc | 200 North Gary Avenue, Suite G, Roselle, IL 60172  
 Phone: +1 (800) 444-7643 | Fax: +1 (800) 225-2778 | us-customerservice@grohe.com



### Product Description:

Head shower 1 spray

### Standard Specification:

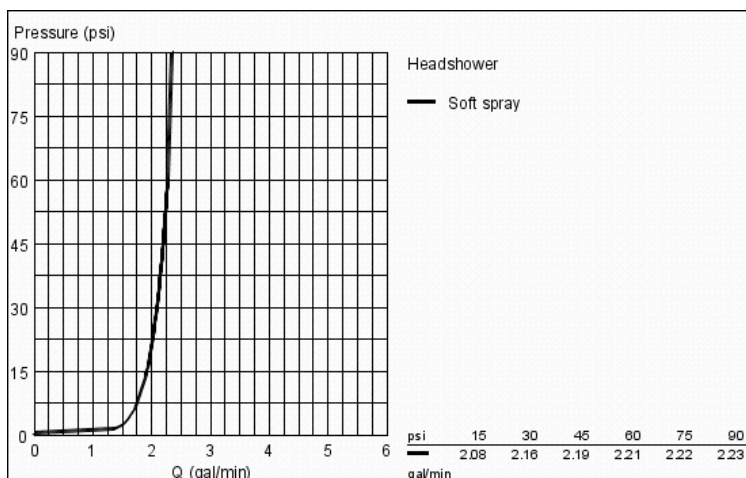
- GROHE StarLight® finish
- GROHE EcoJoy® technology for less water and perfect flow
- GROHE DreamSpray® perfect spray pattern
- SpeedClean anti-lime system
- Rain
- Rotating ball joint ± 15°
- Max FLow Rate 2.5 gpm
- 1/2" Connection thread
- Suitable for instantaneous heater
- Max Flow Rate 2.5 gpm at 80 psi (9.5 L/min)

### Applicable Codes & Standards:

- Energy Policy Act of 1992
- ASME A112.18.1/CSA B125.1
- US Federal and State material regulations

### Color:

- 27492 000 chrome
- 27492 EN0 Brushed Nickel



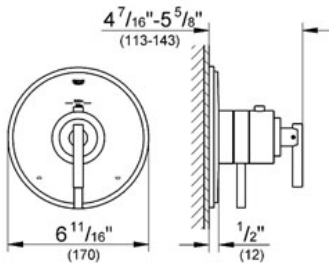
# ATRIO

## Dual function thermostatic trim with control module

MODEL # 19849

GROHE America, Inc | 200 North Gary Avenue, Suite G, Roselle, IL 60172  
 Phone: +1 (800) 444-7643 | Fax: +1 (800) 225-2778 | us-customerservice@grohe.com

Pure Freude an Wasser

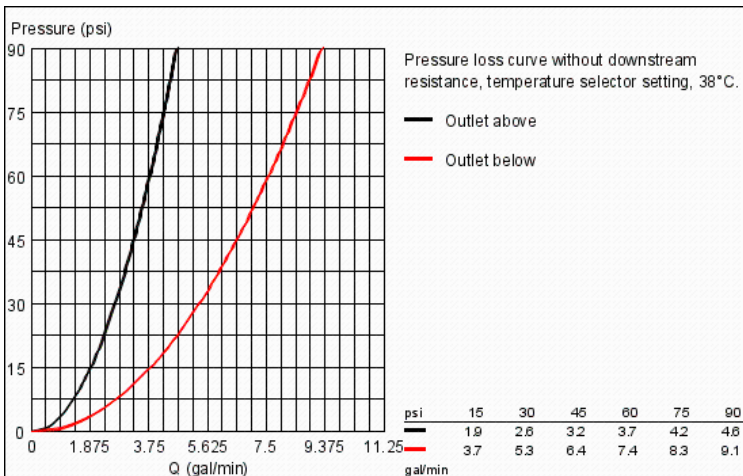


**Product Description:**  
 Dual function thermostatic trim with control module

- Standard Specification:**
- GROHE StarLight® finish
  - GROHE TurboStat® technology
  - GROHE SilkMove®
  - For shower/tubs with non-diverter tub spout or for 2 shower outlet applications
  - Integrated volume control
  - 2-way diverter function
  - For use with GrohFlex™ universal rough-in box 35 026 000 sold separately
  - 6.3 gpm at 45 psi (bottom outlet)
  - 3.2 gpm at 45 psi (top outlet)
  - ABS trim plate

- Applicable Codes & Standards:**
- Energy Policy Act of 1992
  - ASME A112.18.1/CSA B125.1
  - ICC/ANSI A117.1

- Color:**
- 19849 000 chrome
  - 19849 EN0 Brushed Nickel



RELEXA  
Shower outlet elbow  
MODEL # 28627

*Pure Freude an Wasser*



GROHE America, Inc | 200 North Gary Avenue, Suite G, Roselle, IL 60172  
Phone: +1 (800) 444-7643 | Fax: +1 (800) 225-2778 | us-customerservice@grohe.com



**Product Description:**  
Shower outlet elbow

**Standard Specification:**

- GROHE StarLight® finish
- 1/2" NPT Female Threads

**Applicable Codes & Standards:**

- Energy Policy Act of 1992
- ASME A112.18.1/CSA B125.1

**Color:**

- 28627 000 chrome
- 28627 EN0 Brushed Nickel

